



AM I  
WHITE  
ENOUGH?

**KARMAN**  
BE YOURSELF

*a mio padre*

**KARMAN**



# BE YOURSELF

Comunichiamo perché esistiamo.

Perché la nostra sensibilità c'impone di raccontare per testimoniare e talvolta per denunciare.

Perché non possiamo ignorare ciò che accade attorno a noi.

Per dovere etico e morale, in prima istanza.

Soprattutto quando ogni forma di silenzio parrebbe avallare "l'errore collettivo" ed acuire il disagio di una contemporaneità culturalmente spaccata in tema di uguaglianze e inclusione.

Ebbene, il silenzio non ci appartiene.

Questo progetto comunicativo ci offre l'opportunità di sottolineare, ancora una volta, con forza, la totale avversione nei riguardi di ogni forma di prevaricazione, di chi pensa di poter elevare muri e dividere, per ripartire l'umanità in bianchi e neri, razze, clan o tribù.

Testimonial d'eccezione per l'immagine Karman 2021: Jeffrey e Sandra, modelli ma ancor prima persone, con i quali abbiamo condiviso e posto in essere questo importante proposito.

Lo abbiamo fatto a modo nostro, convinti che non esistano luoghi deputati e luoghi meno opportuni quando si tratti di diritti umani.

Tacere è ciò che non si può.

*We communicate because we exist.*

*Because our awareness requires us to bear witness, and occasionally, to speak out.*

*Because we cannot ignore what is happening around us.*

*It is our ethical and moral duty, first and foremost.*

*Especially when silence appears to endorse "institutional failures" and to exacerbate the discomfort of a modernity that is culturally split in terms of equality and inclusion.*

*Well, silence does not become us.*

*This project offers us the opportunity to fiercely underline, once again, our total aversion to any form of abuse, and to those who want to build walls and divide, and to split humanity into black and white, into races, clans, and tribes.*


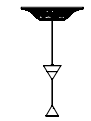

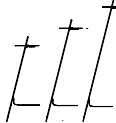

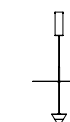
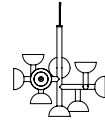
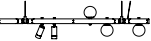
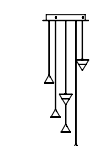

*Karman 2021 benefits from two exceptional testimonials: Jeffrey and Sandra, two models, but first and foremost, two people with whom we share and hope to achieve this important goal.*

*We're doing things our way, convinced that nowhere is more or less "appropriate" when it comes to standing up for human rights.*

*You may ask us to be quiet, but we will not oblige.*





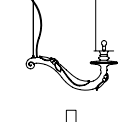
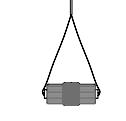

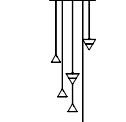
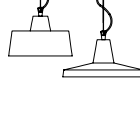


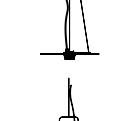
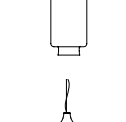


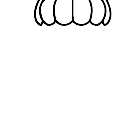
**NOVITÀ**  
NEWS


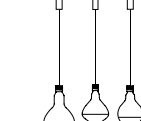
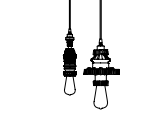

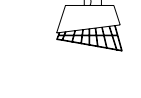
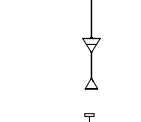
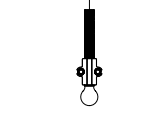
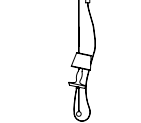
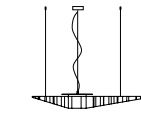
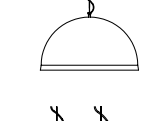
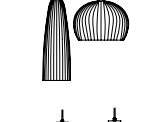
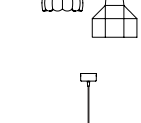
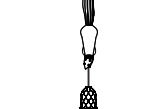
	CIRCUS	pag.	16
	MOONBLOOM		24
	FIREMAN		36
	XANA		44
	CORRADO		52
	STRALUNATA		60
	SIBILLA		66
	STANT		76
	FILOMENA		88
	MOVIDA		100

**SOSPENSIONI**  
PENDANT

	24 KARATI	pag.	112
	ALÌ E BABÀ		114
	ALIBABABY		117
	ALIBABIG		118
	ATELIER		120
	AU REVOIR		122
	BAG		124
	BIBENDUM		128
	BLACK OUT		132
	BRAILLE		136
	CAPODIMONTE		138
	CELL		140
	CERAUNAVOLTA		142
	CIRCUS		16

**SOSPENSIONI**  
PENDANT

	CUPIDO	pag.	146
	DÉJÀ-VU		150
	DÉJÀ-VU NU		152
	DIES NOX		154
	DOMENICA		156
	FILOMENA		88
	GANGSTER		158
	GHEBO		162
	GINGER		164
	GONZAGA		168
	KIMONO		172
	LE PUPPETTE		174
	LE TRULLE		176
	LIFE		178

	LUCILLA	pag.	180
	MAKEUP		182
	MEK		186
	MOBY DICK		190
	MONO		192
	MOONBLOOM		24
	NANDO		194
	NORMA M		198
	NOTREDAME		200
	PLANCTON		202
	SAHARA		204
	SETTENANI COLLECTION		208
	SHERWOOD & ROBIN		212

**SOSPENSIONI**

PENDANT

	SIBILLA	pag.	66
	SISMA		216
	SNOOB		218
	STANT		76
	STRALUNATA		60
	T-BLACK		220
	ULULÌ ULULÀ		222
	WORK IN PROGRESS		224
	WOW!		228
	CLOUD OF LIGHT - CLUSTER		232



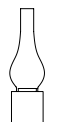



**PLAFONIERE**

CEILING LAMP

	BRAILLE	pag.	238
	EDEN COLLECTION		240
	NOTREDAME		242
	R.O.M.A.		244




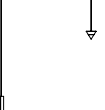
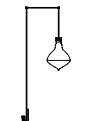
**APPLIQUE**

WALL LAMP

	ALÌ E BABÀ	pag.	250
	ALIBABIG		252
	AMARCORD		254
	AMSTERDAM		256
	APRILE		258
	BINARELL		260

**APPLIQUE**

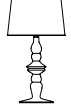

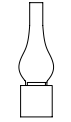
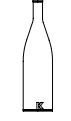




WALL LAMP

	BRAILLE	pag.	262
	CAPODIMONTE		264
	CORRADO		52
	CUBANO		266
	DÉJÀ-VU		268
	DOMENICA		270
	EDEN COLLECTION		272
	FILOMENA		92
	GHEBO		274
	LIFE		276
	MAKEUP		278
	MARNÌN		280
	MOBY DICK		282
	MOVIDA		100

	NANDO	pag.	284
	NORMA M		286
	NOTREDAME		288
	STANT		86
	TI VEDO		292
	UGO RILLA		294
	UMARELL		298
	VA-LENTINA		300
	WORK IN PROGRESS		302
	Y		304

**TAVOLO**






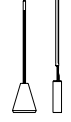




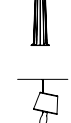

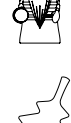

TABLE LAMP

	ALÌ E BABÀ	pag.	310
	ALIBABABY		310
	AMARCORD		312
	BACCO		314
	BAG		318
	BRAILLE		320
	NORMA M		322
	TI VEDO		324

**PIANTANE - TERRA**





FLOOR LAMP

	ACCIPICCHIO	pag.	328
	ALFRED		332
	ALIBABIG		334



	ALÌ E BABÀ	pag.	336
	ATELIER		338
	BAG		340
	BLACK OUT		342
	CELL		344
	CUPIDO		348
	DON'T TOUCH		352
	FILOMENA		98
	FIREMAN		36
	LIFE		354
	LUCILLA		356
	NORMA M		358
	OTTAVO		360
	PIRLA		362

**PIANTANE - TERRA**

FLOOR LAMP

	SISMA	pag.	366
	TOBIA		368
	ULULÌ ULULÀ		370
	XANA		44

**OUTDOOR**

	ALIBABIG	pag.	374
	BLACK OUT		380
	CELL		382
	DIES NOX		388
	DON'T TOUCH		390
	GINGER		394
	GONZAGA		396
	KIMONO		398

	MOBY DICK	pag.	402
	MOVIDA		100
	NILO		404
	OTTAVO		410
	PIRLA		412
	PLANCTON		414
	SETTENANI COLLECTION		416
	TOBIA		418
	ULULÌ ULULÀ		422
	XANA		44

# DESIGNERS



## EDMONDO TESTAGUZZA

"Questo lavoro è la mia grande passione: mi ha dato l'opportunità di ricercare affinché potessi creare la suggestione attraverso l'uso delle forme, della materia e della divina luce.

Penso al bello come fine ultimo perché solo la sana bellezza mi appaga totalmente.

Ho conosciuto persone appassionate che hanno condiviso con me parte di questo percorso.

Persone dalle quali ho appreso molto.

Forse è questo il dono più grande."

*"My work is my passion. It's given me the opportunity to study and create inspiration from form, matter, and divine light.*

*I see beauty as the end goal because only beauty that does good satisfies me.*

*I've met passionate people who've joined me on this journey.*

*People from whom I've learned a lot.*

*Perhaps they are my greatest gift."*

## MATTEO UGOLINI

"Ogni mio progetto di luce vuole essere un racconto che non ha bisogno di essere narrato con parole. Osservandolo deve fare riemergere un ricordo, un'emozione, anche se diversa dalla mia.

La mente non crea nulla che non sia stato vissuto. E' uno scrigno che racchiude forme, colori, esperienze visive fatte nel corso della propria esistenza. E le mie creazioni non sono altro che specchio delle mie."

*"Every single lighting project hopes to tell a story without words. Admiring my designs should trigger a memory or an emotion, even if different from my own.*

*The mind does not create anything that it has not already experienced. It is a treasure-chest of shapes, colours, and visual experiences collected throughout its existence. And my creations are nothing more than a mirror of mine."*





## PAOLA NAVONE

"La magia della luce e la trasparenza del vetro, la sua essenza naturale e la sua storia millenaria. Quando contiene la luce il vetro si anima, diventa espressivo, raccontando in modi sempre diversi la sua cangiante bellezza."

*"The magic of light and the transparency of glass, its natural essence and its age-old history. When gifted light, glass comes alive and becomes expressive, exuding its iridescent beauty in infinite ways."*



©Giovanni Gastel



## LUCA DE BONA & DARIO DE MEO

"Ci piace da sempre definire il nostro metodo progettuale come un Hic et nunc. Questa locuzione latina rappresenta appieno il nostro approccio che non segue regole precise, ma è figlio del momento, rispecchia uno stato d'animo, la condizione sociale, l'attualità del presente inteso come fotogramma istantaneo, tensione al futuro e nostalgia del passato."

*"We like to define our method as hic et nunc. This Latin phrase encapsulates our approach. We don't follow a strict set of rules; our approach is a product of its time. It reflects a state of mind, a social condition, and the present moment understood as a snapshot in time, a push towards the future, and the pull of nostalgia."*

## MARC SADLER

"La progettazione nel settore dell'illuminotecnica è al top quando mi è permesso dare riconoscibilità estetica alla luce senza dimenticare la razionalità intrinseca dei prodotti, che devono essere efficienti in funzione e belli anche quando spenti. Per arrivarci serve un tandem di professionalità, divertente ed efficace allo stesso tempo."

*"The lighting sector is at its best when it allows me to inject aesthetic identifiability into my designs without forgetting the importance of intrinsic rationality. The products we design must be functional and beautiful, even when switched off. Achieving this balance requires professionalism that is both fun and functional at the same time."*



## BALDESSARI E BALDESSARI

"Ci piace un design sobrio, non "chiassoso", se ci riesce "elegante", che duri nel tempo. Ci piace esprimerci con materiali naturali che coniugano la tradizione con la contemporaneità, tenendo alta la nostra curiosità, per cercare di tessere un filo continuo che ci permetta più sguardi possibili."

*"We prefer understated design over "noise". Design should be "elegant" and stand the test of time. We like to express ourselves with natural materials that combine tradition and modernity, piquing our interest, in an attempt to weave an uninterrupted thread that gifts us as many glances as possible."*



## GIORGIO BISCARO

Un allievo domandò al suo maestro: "Come posso diventare un bravo designer?"

Lui rispose: "Quanto è comoda una sedia quando nessuno vi è seduto?"

*A student asked his Master "How can I become a good designer?"*

*The Master answered "How much comfortable a chair is, when no one is seated on it?"*

## GIOVANNA COLAPRISTI & SOTIRIOS PAPADOPOULOS

"La luce è un'entità a cui non possiamo dare regole. Crea spazi, suscita emozioni, orchestra atmosfere. È energia che scorre ed accompagna il ritmo della nostra vita. E' grazie alla progettazione della luce che riesco a dare forma al mondo, partendo dalle cose semplici del nostro quotidiano."

*"Light is an entity that cannot be governed. It creates spaces, arouses emotions, and dictates atmospheres. It's an energy that flows and accompanies the rhythm of life. And it's through lighting design that I'm able to shape the world, starting with the simple things in everyday life."*



## STEFANO BIZZARRI & CLAUDIO CINTI

"Parliamo di "ispirazione olistica", per cui ogni nostro progetto è identificato come unità multidimensionale, come fusione dei sistemi di riferimento: passato, presente e futuro, ovvero sintesi perfetta di esperienza e vissuto, di ricerca e sperimentazione, unite ad una predisposizione all'innovazione. Il progetto come un unicuum, come un intero che racchiude l'essenza del tempo."

*"We focus on holistic inspiration. All of our projects are intended as multi-dimensional units, as the coming together of different points of reference from the past, present, and future. Our projects are the perfect combination of experience, research, innovation, and a life lived. Our designs are unique and encapsulate the essence of time. "*



## LAURA ALESI & SILVIA BRACONI

"Il design è divertimento e scoperta, ma soprattutto un lavoro di squadra che necessita di competenze e confronti."

*"Design is about fun and discovery, but above all, it's a team effort that requires skill and conversation."*

# CIRCUS

design matteo ugolini & edmondo testaguzza

Rivedo ancora quei poster pieni di colori.  
Trapezisti volteggiare leggeri nell'aria.  
Respiri trattenuti e sospesi per un tempo infinito  
racchiusi in quel fantastico tendone rigato di un Circo.

*I can still picture those colourful posters.  
Trapeze artists twirling weightlessly through the air.  
Breaths taken and held for infinity  
housed within a mesmerising striped Circus tent.*





**CIRCUS**  
design  
matteo ugolini  
edmondo testaguzza



# CIRCUS

design  
matteo ugolini  
edmondo testaguzza



Diffusore in vetro bianco in filigrana.  
Shade in filigree white glass.



**SE258 AB INT**  
sospensione  
pendant  
cm Ø32 x h 32  
1 x max 105W E27



**SE258 BB INT**  
sospensione  
pendant  
cm Ø24 x h 29  
1 x max 105W E27



**SE258 CB INT**  
sospensione  
pendant  
cm Ø24 x h 37  
1 x max 105W E27



**CIRCUS**

design  
matteo ugolini  
edmondo testaguzza



# MOON



# BLOOM

## Moonbloom


design matteo ugolini

Sospesa, sempre illuminata di luce riflessa. Corre l'anno 2060 e lei non è più un sogno ma la visione di una luna con un salto nel futuro. Quando l'uomo passerà tra i fiori che la rivestiranno.

*Suspended and forever illuminated by reflected light. It's the year 2060 and she is no longer a dream, but the vision of a future moon. When humankind is able to walk among the flowers that grow on her surface.*

**MOONBLOOM**

design  
matteo ugolini









## MOONBLOOM


design  
matteo ugolini


Struttura in alluminio nero opaco  
e rosone in gesso bianco.  
*Structure in matt black  
aluminum and white plaster  
ceiling cup.*

 **SE256 2B INT** (3000K)  
**SE256 6B INT** (2700K)  
sospensione  
*pendant*  
cm Ø40 x h 300

 **SE256 4B INT** (3000K)  
**SE256 8B INT** (2700K)  
sospensione  
*pendant*  
cm Ø75 x h 300

LED sopra/up 16,8W  
1821 lumen  
LED sotto/down 8,4W  
907 lumen  
CRI≥90

 **SE256 1B INT** (3000K)  
**SE256 5B INT** (2700K)  
sospensione  
*pendant*  
cm Ø40 x h 200  
CRI≥90

 **SE256 3B INT** (3000K)  
**SE256 7B INT** (2700K)  
sospensione  
*pendant*  
cm Ø75 x h 200  
CRI≥90

LED sopra/up 16,8W  
1821 lumen



**MOONBLOOM**

design  
matteo ugolini





**MOONBLOOM**  
design  
matteo ugolini



**MOONBLOOM**

design  
matteo ugolini




NEWS

# FIREMAN

design marc sadler

Fireman è un chiaro tributo alla mitica scala aerea telescopica dei vigili del fuoco, e ricorda lo storico sistema di scale antincendio di New York. Una lampada che sposa design, funzionalità ed eleganza formale.

*The Fireman is a clear tribute to aerial fire ladders, and is reminiscent of New York's historic fire escapes.*  
*A lamp that marries design, functionality and formal elegance.*





## FIREMAN

design  
marc sadler

Struttura in alluminio nero opaco.  
Structure in matt black aluminum.



**HP268 1N INT** (3000K)  
**HP268 2N INT** (2700K)  
piantana / floor lamp  
cm 34 x 35 x h 215 (max h 325)

led Ø 8 16.8W 1980 lumen  
led Ø 5 8.4W 900 lumen  
dimmable by app





**FIREMAN**  
design  
marc sadler







# XANA

## Xana

design edmondo testaguzza

Dal mito asturiano.

Sono le fate o ninfe delle acque.

Si possono incontrare nelle notti di solstizio d'estate.

Il loro canto irradia di bellezza l'animo gentile.

Xana è seduzione, archetipo, presagio di ogni bene.

*Inspired by the Asturian myth,  
these are the fairies and water nymphs  
you encounter on long summer nights.  
Their song radiates beauty into your soul.  
Xana is seduction, originality, and a good omen.*

## XANA

design  
edmondo testaguzza

Struttura in alluminio bianco opaco.  
Structure in matt white aluminum.

**HP260 1B EXT** (73 cm)

**HP260 2B EXT** (96 cm)

**HP260 3B EXT** (130 cm)

piantana / floor lamp



stake included / picchetto h33  
led 7.4W 958 lumen 3000K  
IP65





**XANA**  
design  
edmondo testaguzza

Struttura in alluminio bianco opaco.  
Structure in matt white aluminum.

- HP260 7B EXT** (73 cm)
  - HP260 8B EXT** (96 cm)
  - HP260 9B EXT** (130 cm)
- piantana / floor lamp



stake included / picchetto h 18  
led 7.4W 958 lumen 3000K  
IP65



## XANA

design  
edmondo testaguzza

Struttura in alluminio bianco opaco.  
Structure in matt white aluminum.

**HP260 4B EXT** (69 cm)  
**HP260 5B EXT** (92 cm)  
**HP260 6B EXT** (126 cm)  
piantana / floor lamp



attacco a terra / ground fastening accessory  
led 7.4W 958 lumen 3000K  
IP65



# CORRADO

design matteo ugolini

Come un'edera che avvolge la corteccia di un albero, un antico lampadario classico si impossessa delle sue corna, avvolgendole con raffinata armonia creando una suggestione unica.

*Like ivy wrapped around a tree, a classic chandelier takes possession of its horns, wrapping them in refined harmony to create a unique aesthetic.*



**CORRADO**

design  
matteo ugolini

Struttura in ceramica grigia opaca.  
Structure in matt grey ceramic.



**AP251 GR INT**

applique  
wall lamp  
cm 40 x 27  
2 x max 46W E14





**CORRADO**


design  
matteo ugolini

Struttura in ceramica bianca opaca.  
Structure in matt white ceramic.



**AP251 BC INT**

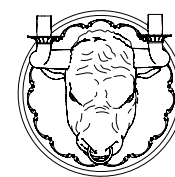
applique  
wall lamp  
cm 40 x 27  
2 x max 46W E14



**CORRADO**  
design  
matteo ugolini



Struttura in ceramica vellutata nera.  
Structure in black velvet ceramic.



**AP251 NR INT**  
applique  
wall lamp  
cm 40 x 27  
2 x max 46W E14



# STRALUNATA

design matteo ugolini

Dolce e chiara è la notte e senza vento,  
e questa sovra i tetti e in mezzo agli orti  
posa la luna, e di lontan rivela  
serena ogni montagna.

*(Giacomo Leopardi)*

*The night is sweet and clear, without a breeze,  
and the moon rests in the gardens,  
calm on the roofs, and reveals, clear,  
far off, every mountain.*

*(Giacomo Leopardi)*





## STRALUNATA

design  
matteo ugolini



Struttura in alluminio nero opaco e piatto in alluminio bianco.  
*Structure in matt black aluminum and white aluminum plate.*

**SE255 2N INT (3000K)**  
**SE255 1N INT (2700K)**  
sospensione  
*pendant*  
cm Ø23 x h 200  
led 16.8W 1821 lumen  
CRI≥90

**SE255 4N INT (3000K)**  
**SE255 3N INT (2700K)**  
sospensione  
*pendant*  
cm Ø40 x h 200  
led 16.8W 1821 lumen  
CRI≥90



**STRALUNATA**  
design  
matteo ugolini



# SIBILLA

design luca de bona & dario de meo



Sibilla, la voce della luce.

Per mezzo di un frame sospeso che anima lo spazio con l'audacia espressiva di un tratto grafico di ispirazione De Stijl, i flussi luminosi vengono incanalati come onde sonore e distribuiti in tutte le direzioni.

*Sibilla, the voice of light.*

*Evoking the myth of the sibyls, who were famously interrogated to elicit prophecies, this light was designed as if it were sound travelling through space, making its radiant voice heard as it exudes a sense of both poeticism and practicality.*

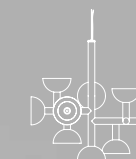


**SIBILLA**  
design  
luca de bona  
dario de meo

Struttura in alluminio nero opaco.  
Structure in matt black aluminum.



**SE250 1N INT**  
sospensione  
pendant  
cm 45 x 35 x h 56  
6 x max 33W E14



**SE250 2N INT**  
sospensione  
pendant  
cm 65 x 53 x h 64  
9 x max 33W E14



**SE250 3N INT**  
sospensione  
pendant  
cm 65 x 53 x h 106  
16 x max 33W E14





**SIBILLA**  
design  
luca de bona  
dario de meo



**SIBILLA**  
design  
luca de bona  
dario de meo





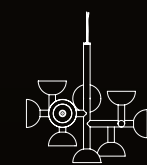
**SIBILLA**  
design  
luca de bona  
dario de meo



Struttura in alluminio bianco opaco.  
Structure in matt white aluminum.



**SE250 1B INT**  
sospensione  
pendant  
cm 45 x 35 x h 56  
6 x max 33W E14



**SE250 2B INT**  
sospensione  
pendant  
cm 65 x 53 x h 64  
9 x max 33W E14



**SE250 3B INT**  
sospensione  
pendant  
cm 65 x 53 x h 106  
16 x max 33W E14



# STANT



## Stant

design edmondo testaguzza

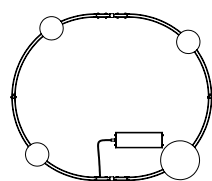
Barre portanti richiamano strutture ingegneristiche del passato. Strutture modulari elettrificate permettono l'inserimento di corpi illuminanti in quantità e disposizione libera, senza l'utilizzo di cavi elettrici di alimentazione. Massima libertà espressiva.

*Support beams mimics industrial structures of the past. Modular electronic constructions make way for illuminated components, which can be freely installed and arranged, Allowing for maximum freedom of expression.*



Struttura in alluminio opaco e sfere in vetro satinato bianco.  
 Structure in matt aluminum and spheres in white frosted glass.

**SE264 BB INT** (black)  
**SE264 EE INT** (white)  
 sospensione / pendant  
 cm Ø103 x 86 x h 200  
 led 3 x 2.4W 304 lumen  
 led 1 x 8.4W 907 lumen  
 3000K



**STANT**  
 design  
 edmondo testaguzza



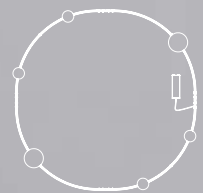
## STANT

design  
edmondo testaguzza



Struttura in alluminio opaco e sfere in vetro satinato bianco.  
*Structure in matt aluminum and spheres in white frosted glass.*

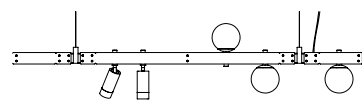
**SE264 CC INT** (black)  
**SE264 FF INT** (white)  
sospensione / pendant  
cm Ø189 x h 200 cm  
led 4 x 2.4W 304 lumen  
led 2 x 8.4W 907 lumen  
3000K





Struttura e faretto in alluminio opaco e sfere in vetro satinato bianco.  
 Structure and spotlights in matt aluminum and spheres in white frosted glass.

**SE264 DD INT** (white)  
**SE264 AA INT** (black)  
 sospensione / pendant  
 cm 150 x h 200  
 led 3 x 2.4W 304 lumen  
 led 2 x 8.4W 907 lumen  
 3000K



**STANT**  
 design  
 edmondo testaguzza



**STANT**  
design  
edmondo testaguzza

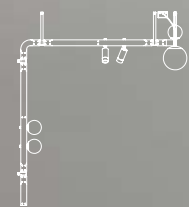


Possibilità di realizzare composizioni custom, a sospensione o plafoniera.  
*Available as pendant or ceiling lamp.*

**STANT**  
design  
edmondo testaguzza



Struttura e faretti in alluminio opaco e sfere  
in vetro satinato bianco.  
*Structure and spotlights in matt aluminum  
and spheres in white frosted glass.*



**AP264 GG INT** (black)  
**AP264 HH INT** (white)  
applique / wall lamp  
cm 135 x h 165  
led 3 x 2,4W 304 lumen  
led 3 x 8,4W 907 lumen



# FILOMENA

design matteo ugolini

La stanza come un foglio bianco, i cavi come i segni di una matita e i coni come un evidenziatore di tutti i colori e gli oggetti che ci circondano.

*Rooms are blank slates, cables are pencil marks, and cones highlight the colours and objects that surround us.*





**FILOMENA**  
design  
matteo ugolini



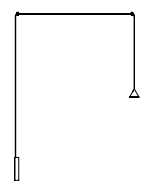


## FILOMENA

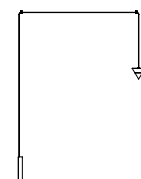
design  
matteo ugolini

Struttura in alluminio nero opaco.  
*Structure in matt black aluminum.*

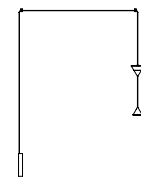
**AP270 2N INT** (3000K)  
**AP270 1N INT** (2700K)  
applique  
wall lamp  
cono / cone cm Ø8  
led 8.4W 907 lumen  
CRI≥90



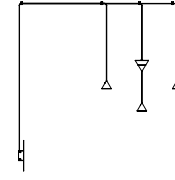
**AP270 4N INT** (3000K)  
**AP270 3N INT** (2700K)  
applique  
wall lamp  
cono / cone cm Ø11  
led 16.8W 1821 lumen  
CRI≥90



**AP270 6N INT** (3000K)  
**AP270 5N INT** (2700K)  
applique  
wall lamp  
cono / cone cm Ø8 + Ø11  
led 16.8W 1821 lumen  
led 8.4W 907 lumen  
CRI≥90



**AP270 BN INT** (3000K)  
**AP270 AN INT** (2700K)  
cluster applique  
cluster wall lamp





## FILOMENA

design  
matteo ugolini

Struttura in alluminio nero opaco.  
Structure in matt black aluminum.

**SE270 2N INT** (3000K)  
**SE270 1N INT** (2700K)  
sospensione / pendant  
cono / cone cm Ø8 x h 200  
led 8.4W 907 lumen  
CRI≥90

**SE270 4N INT** (3000K)  
**SE270 3N INT** (2700K)  
sospensione / pendant  
cono / cone cm Ø11 x h 200  
led 16.8W 1821 lumen  
CRI≥90


**SE270 6N INT** (3000K)  
**SE270 5N INT** (2700K)  
sospensione / pendant  
cono / cone  
cm Ø8 + Ø11 x h 200  
led 16.8W 1821 lumen  
led 8.4W 907 lumen  
CRI≥90

**SE270 BN INT** (3000K)  
**SE270 AN INT** (2700K)  
sospensione  
pendant  
cm Ø40

**SE270 DN INT** (3000K)  
**SE270 CN INT** (2700K)  
sospensione  
pendant  
cm Ø70



**FILOMENA**  
design  
matteo ugolini




NEWS

## FILOMENA

design  
matteo ugolini

Struttura in alluminio nero opaco.  
Structure in matt black aluminum.



**HP270 2N INT (3000K)**  
**HP270 1N INT (2700K)**  
lampada cielo-terra  
hanging-floor lamp  
cono / cone cm Ø8  
led 8.4W 907 lumen  
CRI≥90



**HP270 4N INT (3000K)**  
**HP270 3N INT (2700K)**  
lampada cielo-terra  
hanging-floor lamp  
cono / cone cm Ø11  
led 16.8W 1821 lumen  
CRI≥90



**HP270 6N INT (3000K)**  
**HP270 5N INT (2700K)**  
lampada cielo-terra  
hanging-floor lamp  
cono / cone cm Ø8 + Ø11  
led 16.8W 1821 lumen  
led 8.4W 907 lumen  
CRI≥90



# MOVIDA

design matteo ugolini &  
edmondo testaguzza

Lentamente si spegne il giorno.  
Si accende la notte.  
Luci e ombre in un gioco di rimandi inattesi.  
È Movidà.

*The day slowly fades.  
The night takes hold.  
Light and shadow in a game of unexpected reflections.  
It's Movidà.*



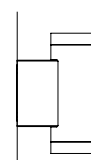
**MOVIDA**  
design  
matteo ugolini  
edmondo testaguzza





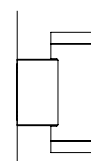
**MOVIDA**  
 design  
 matteo ugolini  
 edmondo testaguzza

Struttura in alluminio bianco opaco.  
*Structure in matt white aluminum.*



**AP262 BC EXT (3000K)**  
**AP262 BE EXT (2700K)**  
 applique / wall lamp  
 cm Ø5,5 x 9,8 x h 14,5  
 led 2 x 3.2W 410 lumen  
 CRI≥90  
 IP55

Struttura in alluminio nero opaco.  
*Structure in matt black aluminum.*



**AP262 NR EXT (3000K)**  
**AP262 NP EXT (2700K)**  
 applique / wall lamp  
 cm Ø5,5 x 9,8 x h 14,5  
 led 2 x 3.2W 410 lumen  
 CRI≥90  
 IP55

Accessorio disco deflettore.  
*Deflector plate optional.*



**AC262 BN EXT**  
 (alluminio bianco /  
 white aluminum)





**MOVIDA**

design  
matteo ugolini  
edmondo testaguzza





**MOVIDA**  
design  
matteo ugolini  
edmondo testaguzza





**SO  
SPEN  
SIONI**

*pendant*

# 24 KARATI

design matteo ugolini



Struttura in vetro trasparente.  
Structure in clear glass.



**SE104 1G INT**  
(paglierino/pale yellow)  
**SE104 1F INT** (fumé/smoked)  
sospensione / pendant  
cm 38x24 h. 54  
1 x max 70W E27



**SE113 1G INT**  
(paglierino/pale yellow)  
**SE113 1F INT** (fumé/smoked)  
sospensione / pendant  
cm ø 28 p. 16  
1 x max 70W E27

# ALÌ E BABÀ

design matteo ugolini

Ispirata per nome e profilo alle favole orientali de Le mille e una notte, Ali & Babà è la collezione Karman più ricca per dimensioni e declinazioni, tutte di eguale temperamento. Come se “Accenditi Sesamo” divenisse un auspicio, oltre che una suggestione.

*Inspired for name and profile to oriental fairy tales of One thousand and One nights, Ali & Babà is the richest in Karman's collection for dimensions and both declination, all of them having though the same temper. As if the speech “Light Up, Sesame” could become a wish, besides illusion.*





## ALÌ E BABÀ

design  
matteo ugolini

Struttura in ceramica bianca lucida e paralume in lino bianco.  
*Structure in glossy white ceramic and shade in white linen.*



**SE623BS**  
sospensione / pendant  
cm Ø 25 h 65  
1 x max 52W E27



**SE619BS**  
sospensione / pendant  
cm Ø 35 h 95  
1 x max 70W E27



**SE622BS**  
sospensione / pendant  
cm Ø 30 h 65  
1 x max 52W E27



**SE618BS**  
sospensione / pendant  
cm Ø 50 h 78  
1 x max 70W E27

Versioni disponibili:  
APPLIQUE / SOSPENSIONE / PIANTANA  
TERRA / TAVOLO / OUTDOOR  
Available versions:  
WALL LAMP / PENDANT / FLOOR LAMP /  
TABLE LAMP / OUTDOOR



## ALIBABABY

design matteo ugolini

Struttura e paralume in ceramica bianca lucida.  
*Structure and shade in glossy white ceramic.*



**SE1017BC**  
sospensione / pendant  
cm Ø 16 h 44  
1 x max 52W E27

Versioni disponibili: SOSPENSIONE / TAVOLO  
Available versions: PENDANT / TABLE LAMP

# ALIBABIG

design matteo ugolini



Struttura in vetroresina.  
*Structure in fiberglass.*



**SE617V-INT**  
sospensione / pendant  
cm ø 40 h. 110  
1 x max 105W (sotto/down) + 1 x 42W (sopra/up) E27



**SE616V-INT**  
sospensione / pendant  
cm ø 50 h. 110  
1 x max 105W (sotto/down) + 1 x 42W (sopra/up) E27

Versioni disponibili: APPLIQUE / SOSPENSIONE / PIANTANA TERRA / OUTDOOR  
*Available versions: WALL LAMP / PENDANT / FLOOR LAMP / OUTDOOR*

# ATELIER

design matteo ugolini

Paralume in poliestere pennellato.  
*Shade in polyester white painted.*



**SE689S**  
sospensione / pendant  
cm ø 43 h. 57  
1 x max 105W E27

Versioni disponibili: SOSPENSIONE / PIANTANA TERRA  
*Available versions: PENDANT / FLOOR LAMP*

# AU REVOIR

design matteo ugolini



SOSPENSIONI | PENDANT

Struttura in vetro bianco opalino incamiciato, componibile.  
Structure in white opal glass in triple layer modular.



**SE110 AB INT**  
sospensione / pendant  
cm 122 h. 190  
11 x max 42W E14



**SE110 BB INT**  
sospensione / pendant  
cm 122 h. 190  
5 x max 42W E14



# BAG

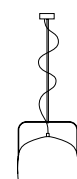
design baldessari e baldessari



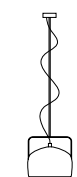


**BAG**  
design  
baldessari e baldessari

Struttura in ceramica liscia lucida e manico in metallo verniciato grigio.  
*Structure in smooth glossy ceramic and handle in grey metal.*

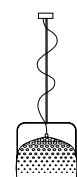


**SE154 AB INT** (bianca/white)  
**SE154 AR INT** (bronzo/bronze)  
sospensione  
*pendant*  
cm Ø32 x h 32  
1 x max 77W E27

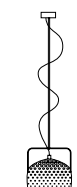


**SE154 CB INT** (bianca/white)  
**SE154 CR INT** (bronzo/bronze)  
sospensione  
*pendant*  
cm Ø21 x h 20  
1 x max 53W E27

Struttura in ceramica lucida con texture e manico in metallo verniciato grigio.  
*Structure in glossy ceramic with texture and handle in grey metal.*



**SE154 BB INT** (bianca/white)  
**SE154 BR INT** (bronzo/bronze)  
sospensione  
*pendant*  
cm Ø32 x h 32  
1 x max 77W E27




**SE154 DB INT** (bianca/white)  
**SE154 DR INT** (bronzo/bronze)  
sospensione  
*pendant*  
cm Ø21 x h 20  
1 x max 53W E27

Versioni disponibili:  
SOSPENSIONE / TAVOLO / PIANTANA TERRA  
*Available versions:*  
PENDANT / TABLE LAMP / FLOOR LAMP



# BIBENDUM



# D U M

## Bibendum

design paola navone

Bibendum è una piccola magia luminosa. La magia che accade quando da una tradizione artigianale prende vita un oggetto inaspettato e divertente, capace di rendere un po' speciale la vita di ogni giorno.

*Bibendum is a trick of lighting magic – the magic that happens when a handcrafted tradition gives rise to an unexpected, fun object, capable of making everyday life a little bit special.*

## BIBENDUM

design  
paola navone



Diffusore in vetro.  
Shade in glass.



**SE198 AV INT** (trasparente/clear) 2700K  
**SE198 AE INT** (bianco/white) 2700K  
**SE198 AT INT** (trasparente/clear) 3000K  
**SE198 AD INT** (bianco/white) 3000K  
sospensione / pendant  
cm Ø15 h 18  
LED 1x5W 500 lumen, CRI ≥ 80



**SE198 CV INT** (trasparente/clear) 2700K  
**SE198 CE INT** (bianco/white) 2700K  
**SE198 CT INT** (trasparente/clear) 3000K  
**SE198 CD INT** (bianco/white) 3000K  
sospensione / pendant  
cm Ø30 h 35  
LED 1x17W 1700 lumen, CRI ≥ 80



**SE198 BV INT** (trasparente/clear) 2700K  
**SE198 BE INT** (bianco/white) 2700K  
**SE198 BT INT** (trasparente/clear) 3000K  
**SE198 BD INT** (bianco/white) 3000K  
sospensione / pendant  
cm Ø35 h 25  
LED 1x17W 1700 lumen, CRI ≥ 80

# BLACK OUT

design matteo ugolini



SOSPENSIONI | PENDANT



## BLACK OUT

design matteo ugolini

Struttura in filamento di vetroresina.  
Structure in painted fiberglass.



**SE101 1B INT** (bianco/white)  
**SE101 1T INT** (trasparente/clear)  
sospensione / pendant  
cm ø 35 h. 40  
1 x max 53W E27



**SE101 2B INT** (bianco/white)  
**SE101 2T INT** (trasparente/clear)  
sospensione / pendant  
cm ø 50 h. 60  
3 x max 53W E27



**AC101 1B INT**  
portacandele in ceramica bianca  
candle-holder in white ceramic

Versioni disponibili: SOSPENSIONE / PIANTANA TERRA / OUTDOOR  
Available versions: PENDANT / FLOOR LAMP / OUTDOOR



# BRAILLE

design matteo ugolini



Struttura in vetro bianco satinato.  
Structure in white frosted glass.



**SE144 1B INT**  
sospensione / pendant  
cm Ø25 x h.25  
1 x max 46W, E14



**SE144 2B INT**  
sospensione / pendant  
cm Ø40 x h.38  
1 x max 105W, E27

Versioni disponibili: TAVOLO / SOSPENSIONE / PLAFONIERA  
Available versions: TABLE LAMP / PENDANT / CEILING LAMP

# CAPODIMONTE

design matteo ugolini



Struttura in ceramica bianca.  
Structure in white ceramic.



**SE129 1B INT**  
sospensione  
pendant  
cm h. 26 ø 6  
1 x max 20W GU10

Versioni disponibili: APPLIQUE / SOSPENSIONE  
Available versions: WALL LAMP / PENDANT



SOSPENSIONI | PENDANT



# CELL

design matteo ugolini

Struttura in filo metallico, paralume in lino bianco.  
Structure in metallic thread, shade in white linen.

**SE614B** (bianco/white)  
**SE614 CM INT** (bronzo/bronze)  
sospensione / pendant  
cm ø 36 h. 58 + h. 29  
1 x max 42W E27



**SE615B** (bianco/white)  
**SE615 DM INT** (bronzo/bronze)  
sospensione / pendant  
cm ø 55 h. 88 + h. 41  
1 x max 52W E27



**SE612B** (bianco/white)  
**SE612 AM INT** (bronzo/bronze)  
sospensione / pendant  
cm ø 57 h. 59 + h. 29  
1 x max 52W E27



**SE613B** (bianco/white)  
**SE613 BM INT** (bronzo/bronze)  
sospensione / pendant  
cm ø 84 h. 89 + h. 41  
1 x max 52W E27

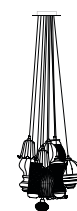


Versioni disponibili: SOSPENSIONE / PIANTANA TERRA / OUTDOOR  
Available versions: PENDANT / FLOOR LAMP / OUTDOOR

# CERAUNAVOLTA

design matteo ugolini & edmondo testaguzza

Struttura in vetro soffiato.  
Structure in blown glass.



**SE134 2T 00A** (tiffany)  
**SE134 2S 00A** (trasparente/clear)  
composizione multipla 12 vetri  
multiple configuration 12  
accessories  
sospensione / pendant  
cm ø 45  
3 x max 20W LED



**SE134 3T 00C** (tiffany)  
**SE134 3S 00C** (trasparente/clear)  
composizione multipla 17 vetri  
multiple configuration 17  
accessories  
sospensione / pendant  
cm ø 55  
3 x max 20W LED



**SE134 1T 00D** (tiffany)  
**SE134 1S 00D** (trasparente/clear)  
composizione multipla 22 vetri  
multiple configuration 22  
accessories  
sospensione / pendant  
cm ø 60  
4 x max 20W LED





## CERAUNAVOLTA

design  
matteo ugolini  
edmondo testaguzza

Struttura in vetro soffiato.  
*Structure in blown glass.*



**SE135 5T INT** (tiffany)  
**SE135 5S INT**  
(trasparente/clear)  
sospensione / *pendant*  
cm ø 20 h. 23,5  
1 x max 33W G9



**SE135 3T INT** (tiffany)  
**SE135 3S INT**  
(trasparente/clear)  
sospensione / *pendant*  
cm ø 13,5 h. 18  
1 x max 33W G9



**SE135 1T INT** (tiffany)  
**SE135 1S INT**  
(trasparente/clear)  
sospensione / *pendant*  
cm ø 14,5 h. 17  
1 x max 33W G9



**SE134 3T INT** (tiffany)  
**SE134 3S INT**  
(trasparente/clear)  
sospensione / *pendant*  
cm ø 13 h. 12,5  
1 x max 33W G9



**SE134 4T INT** (tiffany)  
**SE134 4S INT**  
(trasparente/clear)  
sospensione / *pendant*  
cm ø 15 h. 17  
1 x max 33W G9



**SE134 5T INT** (tiffany)  
**SE134 5S INT**  
(trasparente/clear)  
sospensione / *pendant*  
cm ø 16 h. 12,5  
1 x max 33W G9



# CUPIDO

design matteo ugolini

Un progetto che nasce con l'intento di far "innamorare". Prende forma così Cupido, una lunga e minimale barra di luce a led che trafigge un paralume in tessuto.

*A project originating with the intention of making two different worlds "fall in love". This has given rise to Cupido, a long, minimal bar of led light piercing a fabric lampshade.*



**CUPIDO**  
design  
matteo ugolini



Struttura in alluminio nero opaco.  
*Structure in matt black aluminium.*

**SE194 A1 INT**  
sospensione / pendant  
cm Ø2.5 l. 99  
strip LED 2x18W 3920 lumen  
bianco dinamico con app / *tunable white by app*  
2700-5000K CRI ≥ 90

**SE194 B1 INT**  
sospensione / pendant  
cm Ø2.5 l. 149  
strip LED 2x26W 5880 lumen  
bianco dinamico con app / *tunable white by app*  
2700-5000K CRI ≥ 90

Accessorio sospensione in cotone antracite.  
*Optional for pendant in charcoal cotton.*

**AC184 AB INT**  
(stampato / *printed*)  
cm Ø23 h. 24

**AC184 AC INT**  
(non stampato / *not printed*)  
cm Ø23 h. 24



Diffusore in cotone antracite con stampa interna.  
*Shade in charcoal cotton with inner print.*

**SE194 CD INT**  
sospensione  
*pendant*  
cm Ø26 h 24  
1 x max 50W E27


**SE194 DD INT**  
sospensione  
*pendant*  
cm Ø40 h 42  
1 x max 105W E27

# DÉJÀ-VU


design matteo ugolini



Struttura in ceramica bianca, paralume in lino bianco.  
*Structure in white ceramic, shade in white linen.*

 **SE627-45B** (lucido/glossy)  
**SE117 3B INT** (opaco/matt)  
sospensione / pendant  
cm 45 x 18 x h 32  
1 x max 105W E27

**SR014 3B INT**  
rosone in metallo per  
composizione singola  
*ceiling cup for single pendant*

 **SE627-60B** (lucido/glossy)  
**SE117 4B INT** (opaco/matt)  
sospensione / pendant  
cm 60 x 25 x h 45  
1 x max 105W E27

**SR034 1B INT**  
rosone in metallo per  
composizione multipla  
*ceiling cup for multiple  
configuration*

Versioni disponibili: SOSPENSIONE / APPLIQUE  
*Available versions: PENDANT / WALL LAMP*

# DÉJÀ-VU NU

design matteo ugolini



Struttura in ceramica bianca opaca.  
Structure in matt white ceramic.



**SE117 1B INT**  
sospensione / pendant  
cm b.42 p.12 h.25  
1 x max 42W E14



**SE117 2B INT**  
sospensione / pendant  
cm b.60 p.17 h.32  
1 x max 42W E14

**SR014 3B INT**  
rosone in metallo per composizione singola  
ceiling cup for single pendant  
**SR034 1B INT**  
rosone in metallo per composizione multipla  
ceiling cup for multiple configuration

# DIES NOX

design laura alesi & silvia braconi



Struttura in vetro.  
Structure in glass.



**SE124 1T INT** (trasparente/clear)  
**SE124 2N INT** (tabacco/tobacco)  
sospensione / pendant  
cm ø 12 l. 36  
11W LED, lumen 1060  
3000K - dimmerabile / dimmable

**AC124 3A INT**  
elemento per composizione multipla  
component for horizontal composition

Versioni disponibili: SOSPENSIONE / OUTDOOR  
Available versions: PENDANT / OUTDOOR



# DOMENICA

design luca de bona & dario de meo

Come un giorno di festa rompe la monotonia, oltrepassa la materia, esplode nello spazio propagandosi come una melodia.

*Like a feast day breaks up the monotony, goes beyond the matter, explodes in the space spreading like a melody.*



Struttura in gesso bianco e rete metallica.  
Structure in white plaster and wire netting.



(bianco/white) **SE102 1B INT**  
(oro/gold) **SE102 1O INT**  
sospensione / pendant  
cm ø 35 h. 39  
1 x max 70W E27



(bianco/white) **SE102 2B INT**  
(oro/gold) **SE102 2O INT**  
sospensione / pendant  
cm ø 50 h. 56  
1 x max 70W E27

Versioni disponibili: APPLIQUE / SOSPENSIONE  
Available versions: WALL LAMP / PENDANT

# GANG



# S T E R

## Gangster

design matteo ugolini

Una gang di forme pure e semplici si aggira vestita completamente di bianco, tranne il suo leader che è anche foderato di bronzo; essa mira a portare luce morbida nei tuoi spazi...

*A gang of pure and simple shapes roams completely dressed in white, but his leader who's also covered in gunmetal; their aim is to bring slick lighting to your surroundings...*

## GANGSTER

design  
matteo ugolini



Diffusore in ceramica bianca lucida, interno color bronzo o bianco.  
*Shade glossy white ceramic, inner part bronze or white colour.*



**SE644 BB** (bianco/white)  
**SE644 BR** (bronzo/bronze)  
sospensione / pendant  
cm Ø 28 h 20  
1 x max 70W E27



**SE642BB** (bianco/white)  
**SE642BR** (bronzo/bronze)  
sospensione / pendant  
cm Ø 48 h 35  
1 x max 105W E27



**SE643BB** (bianco/white)  
**SE643BR** (bronzo/bronze)  
sospensione / pendant  
cm Ø 35 h 15  
1 x max 70W E27




**SE641BB** (bianco/white)  
**SE641BR** (bronzo/bronze)  
sospensione / pendant  
cm Ø 50 h 22  
1 x max 105W E27

# GHEBO

design luca de bona & dario de meo

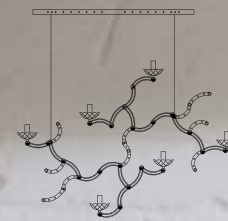


Struttura in metallo e vetro trasparente.  
Structure in metal and clear glass.



**SE146 2C INT** (cromo/chrome)

sospensione / pendant  
cm b.83 x p.11 x h.50  
4 x max 42W, E14



**SE146 1C INT** (cromo/chrome)

sospensione / pendant  
cm b.115 x p.11 x h.81  
6 x max 42W, E14

Versioni disponibili: APPLIQUE / SOSPENSIONE  
Available versions: WALL LAMP / PENDANT





# GINGER

design edmondo testaguzza



## GINGER

design  
edmondo  
testaguzza

Struttura in vetro trasparente.  
Structure in clear glass.



**SE116 2A INT**  
(paglierino/pale yellow)  
**SE116 2F INT** (fumè/smoked)  
sospensione / pendant  
cm ø 27 h. 26  
1 x max 77W E27



**SE116 1A INT**  
(paglierino/pale yellow)  
**SE116 1F INT** (fumè/smoked)  
sospensione / pendant  
cm ø 30 h. 20  
1 x max 77W E27



**SE116 3A INT**  
(paglierino/pale yellow)  
**SE116 3F INT** (fumè/smoked)  
sospensione / pendant  
cm ø 30 h. 37  
1 x max 77W E27

Versioni disponibili: SOSPENSIONE / OUTDOOR  
Available versions: PENDANT / OUTDOOR



# GONZAGA

design luca de bona, dario de meo & matteo ugolini

Gonzaga, una lampada che sembra danzare nello spazio con le sue geometrie minimali sulle quali luci e ombre si rincorrono all'infinito generando un silente dinamismo scenografico.

*Gonzaga: a light that seems to dance in space with its minimal geometric shapes on which lights and shadows chase each other to infinity, generating a silent cinematic dynamism.*



## GONZAGA

design  
luca de bona  
dario de meo  
matteo ugolini

Struttura in alluminio.  
Structure in aluminium.



**SE185 GD EXT** (bianco/white)  
**SE185 GC EXT** (nero/black)  
**SE185 DD EXT** (ottone/brass)  
sospensione / pendant  
cm Ø42 h 8  
LED 13W 1200 lumen  
2700K CRI ≥ 80



**SE185 FD EXT** (bianco/white)  
**SE185 FC EXT** (nero/black)  
**SE185 DC EXT** (ottone/brass)  
sospensione / pendant  
cm Ø42 h 8  
LED 13W 1200 lumen  
3000K CRI ≥ 80



**SE185 ED EXT** (bianco/white)  
**SE 185 EC EXT** (nero/black)  
**SE 185 CD EXT** (ottone/brass)  
sospensione / pendant  
cm Ø59 h 8  
LED 13W 1200 lumen  
2700K CRI ≥ 80



**SE185 BD EXT** (bianco/white)  
**SE185 BC EXT** (nero/black)  
**SE185 CC EXT** (ottone/brass)  
sospensione / pendant  
cm Ø59 h 8  
LED 13W 1200 lumen  
3000K CRI ≥ 80

Versioni disponibili: SOSPENSIONE / OUTDOOR  
Available versions: PENDANT / OUTDOOR





# KIMONO

design matteo ugolini



Struttura in vetroresina,  
Structure in fiberglass.



**SE636V-INT**  
sospensione / pendant  
cm ø 40 h. 85  
1 x max 105W E27



**SE635V-INT**  
sospensione / pendant  
cm ø 50 h. 70  
1 x max 105W E27

Versioni disponibili: SOSPENSIONE / OUTDOOR  
Available versions: PENDANT / OUTDOOR

# LE PUPETTE

design edmondo testaguzza



Struttura in ceramica naturale.  
Structure in natural ceramic.



**SE131 1B INT**  
sospensione  
pendant  
cm ø 44 h. 32  
1 x max 77W E27



**SE131 2B INT**  
sospensione  
pendant  
cm ø 30 h. 38  
1 x max 77W E27



**SE131 3B INT**  
sospensione  
pendant  
cm ø 32 h. 53  
1 x max 77W E27



SOSPENSIONI | PENDANT

# LE TRULLE

design edmondo testaguzza



Struttura in filo metallico e ceramica naturale.  
Structure in metallic thread and natural ceramic.

**SE653T**  
sospensione / pendant  
cm ø 58 x h. 91  
1 x max 70W E27

**SE654T**  
sospensione / pendant  
cm ø 38 x h. 87  
1 x max 70W E27

**SE655T**  
sospensione / pendant  
cm ø 26 x h. 71  
1 x max 70W E27

# LIFE

design matteo ugolini



Struttura in metallo color ruggine,  
paralume in tessuto denim con finitura vintage.  
*Structure in rust metal, shade in fabric  
denim with vintage processing.*



**SE650V**  
sospensione / pendant  
cm ø 36 h 57  
1 x max 105W E27



**SE652V**  
sospensione / pendant  
cm ø 55 h 48  
1 x max 105W E27



**SE651V**  
sospensione / pendant  
cm ø 55 h 48  
1 x max 105W E27

Versioni disponibili: APPLIQUE / SOSPENSIONE / PIANTANA TERRA  
*Available versions: WALL LAMP / PENDANT / FLOOR LAMP*

# LUCILLA

design matteo ugolini



Struttura in metallo color ruggine.  
Structure in rust metal.



**SE650VN**  
sospensione / pendant  
cm ø 36 h. 57  
1 x max 105W E27



**SE651VN**  
sospensione / pendant  
cm ø 55 h. 48  
1 x max 105W E27



**SE652VN**  
sospensione / pendant  
cm ø 55 h. 48  
1 x max 105W E27

Versioni disponibili: SOSPENSIONE / PIANTANA TERRA  
Available versions: PENDANT / FLOOR LAMP



# MAKEUP

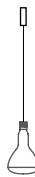
design matteo ugolini





## MAKEUP

design matteo ugolini

Diffusore in vetro satinato.  
Shade in frosted glass.

 **SE123 1F INT** (fumè/smoked)  
**SE123 1T INT** (trasparente/clear)  
sospensione / pendant  
cm ø 17,5 h. 25  
LED 8,6 W 940 lumen,  
3000 K

 **SE123 2F INT** (fumè/smoked)  
**SE123 2T INT** (trasparente/clear)  
sospensione / pendant  
cm ø 17,5 h. 25  
LED 8,6 W 940 lumen,  
3000 K

 **SE123 3F INT** (fumè/smoked)  
**SE123 3T INT** (trasparente/clear)  
sospensione / pendant  
cm ø 15 h. 25  
LED 8,6 W 940 lumen,  
3000 K

Versioni disponibili: APPLIQUE / SOSPENSIONE  
Available versions: WALL LAMP / PENDANT



# MEK

design stefano bizzarri & claudio cinti

Visione futurista o riuso degli oggetti? Illusione luminosa o luminosa illusione? Mek è tutto questo. Un vero e proprio esercizio di re-design per un oggetto di grande valenza tecnica che assume i segni e la forma di una vera e propria lampada.

*A futuristic vision or a re-use of objects? Just a luminous illusion? Mek stands for all that. A true proof of reshape in design for an object of great technical value taking on signs and shapes of a real lighting fixture.*







## MEK

design  
stefano bizzarri  
claudio cinti

Struttura in ceramica.  
Structure in ceramic.



**SE107 3B INT** (bianco/white)  
**SE107 3R INT** (bianco  
bronzo/white bronze)  
**SE107 3N INT** (nero/black)  
sospensione / pendant  
cm ø 8 h. 26  
1 x max 105W E27



**SE107 2B INT** (bianco/white)  
**SE107 2R INT** (bianco  
bronzo/white bronze)  
**SE107 2N INT** (nero/black)  
sospensione / pendant  
cm ø 10 h. 25  
1 x max 105W E27



**SE107 1B INT** (bianco/white)  
**SE107 1R INT** (bianco  
bronzo/white bronze)  
**SE107 1N INT** (nero/black)  
sospensione / pendant  
cm ø 17 h. 18  
1 x max 105W E27



# MOBY DICK

design matteo ugolini



Struttura in vetroresina, finitura esterna liscia, interna naturale.  
*Structure in fiberglass, smooth outer finishing, rough inner finishing.*



**SE646P**  
sospensione / pendant  
cm 90x30x h. 30  
1 x max 70W E27



**SE647G**  
sospensione / pendant  
cm 150x55x h. 55  
1 x max 105W E27

Versioni disponibili: APPLIQUE / SOSPENSIONE / OUTDOOR  
*Available versions: WALL LAMP / PENDANT / OUTDOOR*

# M O N O




## Mono

idea di giovanna colapristi –  
ABA Verona  
coordinamento – sviluppo  
prof. sotirios papadopoulos



Struttura in vetroresina bianca  
e rete metallica color ruggine.  
*Structure in white fiberglass  
and wire netting in rust iron.*

 **SE108 1R INT**  
sospensione / pendant  
cm 51x33 h. 38  
1 x max 105W E27

# NANDO


design luca de bona & dario de meo






**NANDO**  
design  
luca de bona  
dario de meo

Struttura in metallo.  
*Structure in metal.*

**SE109 1G INT** (antracite/  
charcoal grey)  
**SE109 1B INT** (bianco/white)  
**SE109 1O INT** (oro/gold)  
sospensione / pendant  
cm 8x11,5 h. 35  
1 x max 77W E27

**SE109 2G INT** (antracite/  
charcoal grey)  
**SE109 2B INT** (bianco/white)  
**SE109 2O INT** (oro/gold)  
sospensione / pendant  
cm 8x11,5 h. 15  
1 x max 77W E27

Versioni disponibili: APPLIQUE / SOSPENSIONE  
*Available versions: WALL LAMP / PENDANT*

# NORMA M

design edmondo testaguzza

Struttura in ceramica bianca opaca,  
paralume in lino bianco.  
*Structure in matt white ceramic,  
shade in white linen.*



**SEG40EB**  
elemento bianco per sospensione multipla,  
altezza regolabile  
*white element for multiple composition,  
adjustable in height*  
cm ø 22 h. 40  
1 x max 52W E27

**SR064 1B INT**  
rosone in metallo per composizione multipla  
*ceiling cup for multiple configurations*

**SR001 3B INT**  
rosone in metallo per composizione singola  
*ceiling cup for single pendant*

Versioni disponibili: APPLIQUE / SOSPENSIONE / TAVOLO / PIANTANA TERRA  
*Available versions: WALL LAMP / PENDANT / TABLE LAMP / FLOOR LAMP*

# NOTREDAME

design luca de bona & dario de meo



Struttura in tecnopolimero bianco.  
*Structure in white techno-polymer.*



**SE130 4B INT** (3000K)  
**SE130 6B INT** (2700K)  
sospensione  
*pendant*  
cm h. 63 b. 56 p. 11




**SE130 3B INT** (3000K)  
**SE130 5B INT** (2700K)  
sospensione  
*pendant*  
cm h. 98 b. 83 p. 11

Struttura in tecnopolimero oro.  
*Structure in gold techno-polymer.*



**SE130 4O INT** (3000K)  
**SE130 6O INT** (2700K)  
sospensione  
*pendant*  
cm h. 63 b. 56 p. 11



**SE130 3O INT** (3000K)  
**SE130 5O INT** (2700K)  
sospensione  
*pendant*  
cm h. 98 b. 83 p. 11

LED frontale / *Front LED*  
13W, 1520 lumen, CRI > 80  
Dimmerabile / *Dimmable*  
Strip LED retroilluminazione  
*backlight*  
3W, 280 lumen, CRI > 80  
Dimmerabile / *Dimmable*

Versioni disponibili:  
APPLIQUE / SOSPENSIONE / PLAFONIERA  
*Available versions:*  
WALL LAMP / PENDANT / CEILING LAMP

# PLANCTON

SOSPENSIONI | PENDANT



## Plancton

design matteo ugolini

Struttura in vetroresina con bordi sfrangiati.  
Structure in fiberglass with unfinished borders.



**SE648/1PB**  
sospensione / pendant  
cm ø 45 h. 25  
1 x max 70W E27



**SE649/1GB**  
sospensione / pendant  
cm ø 75 h. 40  
1 x max 105W E27

Versioni disponibili: SOSPENSIONE / OUTDOOR  
Available versions: PENDANT / OUTDOOR



# SAHARA

design matteo ugolini



## SAHARA

design  
matteo ugolini

Struttura in ceramica finitura lucida.  
Structure in glossy ceramic.



**SE667KB** (bianco/white)  
**SE667KV** (verde/green)  
sospensione / pendant  
cm ø 14 h. 40  
1 x max 70W E27



**SE668KB** (bianco/white)  
**SE668KV** (verde/green)  
sospensione / pendant  
cm ø 23 h. 17  
1 x max 70W E27



**SE669KB** (bianco/white)  
**SE669KV** (verde/green)  
sospensione / pendant  
cm ø 29 h. 35  
1 x max 70W E27



**SE670KB** (bianco/white)  
**SE670KV** (verde/green)  
sospensione / pendant  
cm ø 35 h. 24  
1 x max 70W E27

# SETTENANI COLLECTION

design matteo ugolini



**SETTENANI  
COLLECTION**

design  
matteo ugolini



Struttura in cemento grigio tortora.  
Structure in dove grey concrete.



**SE686N6 (PISOLO)**

sospensione  
pendant  
cm ø 23 h. 20  
1 x max 70W E27



**SE681N1 (EOLO)**

sospensione  
pendant  
cm ø 24 h. 34  
1 x max 70W E27



**SE685N5 (MAMMOLO)**

sospensione  
pendant  
cm ø 24 h. 23  
1 x max 70W E27



**SE683N3 (BRONTOLO)**

sospensione  
pendant  
cm ø 26 h. 36  
1 x max 70W E27



**SE687N7 (GONGOLO)**

sospensione  
pendant  
cm ø 26 h. 14  
max 1x70W E27



**SE688N7 (BIANCALUCE)**


sospensione  
pendant  
cm ø 34 h. 44  
1 x max 70W E27

Versioni disponibili: SOSPENSIONE / OUTDOOR  
Available versions: PENDANT / OUTDOOR

# SHERWOOD E ROBIN

design matteo ugolini

Struttura in ceramica bianca opaca.  
Structure in matt white ceramic.



**SE151 AB INT**  
sospensione / pendant  
cm Ø8 x h 11,5  
(Sherwood-ghianda/acorn)  
1 x max 53W E27



**SE151 BB INT**  
sospensione / pendant  
cm Ø8 x h 11,5  
(Sherwood-ghianda/acorn)  
1 x max 53W E27  
cm 8 x 9 x h 44  
(Robin-scoiattolo/squirrel)



**SE151 CB INT**  
sospensione / pendant  
cm Ø8 x h 11,5  
(Sherwood-ghianda/acorn)  
1 x max 53W E27  
cm 8 x 9 x h 44  
(Robin-scoiattolo/squirrel)

**SHERWOOD  
E ROBIN**  
design matteo ugolini



SOSPENSIONI | PENDANT



# SISMA

design matteo ugolini



Struttura in tondino metallico verniciato nervato.  
*Structure in construction site's ribbed rebar.*



**SE112 1T INT**  
(naturale/natural)

**SE112 1B INT**  
(bianco/white)  
sospensione / pendant  
cm ø 60 h. 60  
3 x max 77W E27

Versioni disponibili:  
SOSPENSIONE / PIANTANA TERRA  
Available versions:  
PENDANT / FLOOR LAMP

# SNOOB


design matteo ugolini



Struttura in alluminio laccato.  
Structure in lacquered aluminium.



**SE609B** (bianco/white)  
**SE609N** (nero/black)  
sospensione a 16 bracci  
pendant with 16 arms  
cm ø 130 h. 45  
32 x max 42W E14



**SE610B** (bianco/white)  
**SE610N** (nero/black)  
sospensione a 8 bracci  
pendant with 8 arms  
cm ø 73 h. 35  
16 x max 42W E14

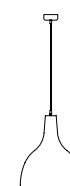




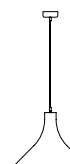
# T-BLACK

design edmondo testaguzza

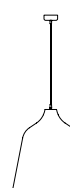
Struttura in gres antracite opaco,  
interno in smalto bianco lucido.  
*Structure in matt charcoal  
stoneware, inner in glossy white.*



**SE150 AN INT**  
sospensione  
pendant  
cm Ø24 x h 27  
1 x max 53W  
E27



**SE150 BN INT**  
sospensione  
pendant  
cm Ø27,5 x h 20  
1 x max 53W E27



**SE150 CN INT**  
sospensione  
pendant  
cm Ø31 x h 32  
1 x max 70W E27

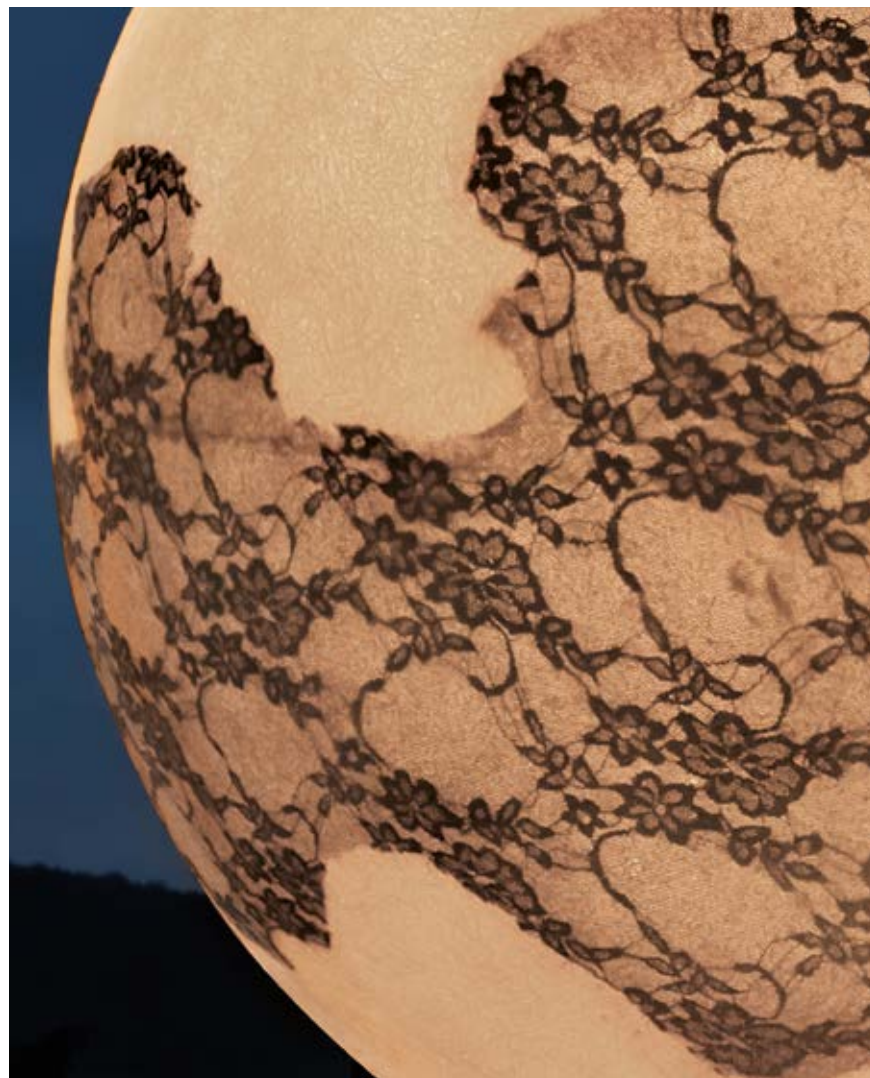


# ULULÌ ULULÀ

design matteo ugolini

Vi regaliamo la Luna: ispiratrice di arte, progetti e sogni...


*We give you the Moon: inspiring art, projects and dreams...*



Struttura in vetroresina con inserti in pizzo.  
Structure in fiberglass with lace inserts.



**SE648PB (ULULÌ)**  
sospensione / pendant  
cm ø 45  
1 x max 70W E27



**SE649GB (ULULÀ)**  
sospensione / pendant  
cm ø 75  
1 x max 105W E27

Versioni disponibili: SOSPENSIONE / PIANTANA TERRA / OUTDOOR  
Available versions: PENDANT / FLOOR LAMP / OUTDOOR

# WORK IN PROGRESS

design matteo ugolini



## WORK IN PROGRESS

design matteo ugolini

Struttura in ceramica bianca.  
*Structure in white ceramic.*



**SE125 1B INT**  
sospensione / pendant  
cm h. 39 p. 10  
1 x max 35W GU10

**SR001 3B INT**  
rosone in metallo per  
composizione singola  
*ceiling cup for single  
pendant*

**SR025 1B INT**  
rosone in metallo per  
composizione multipla  
*ceiling cup for multiple  
configuration*

Versioni disponibili: APPLIQUE / SOSPENSIONE  
*Available versions: WALL LAMP / PENDANT*





# WOW!

## Wow!

design matteo ugolini

Vuole essere la provocazione, lo stupore, la sorpresa, l'invito ad uscire ogni tanto dagli schemi in un 'clic' di luce.

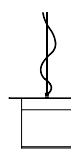
*It is supposed to be the provocation, wonder, surprise and a friendly invitation to step out of a frame of mind just in a 'click' of light (when you turn it on).*




**WOW!**

design matteo ugolini

Paralume in lino bianco e  
accessorio in ceramica bianca opaca.  
*Shade in white linen  
and optional in matt white ceramic.*

 **SE696CC**  
sospensione  
*pendant*  
cm ø 60 h. 40  
max lx70W E27

 **SE697CO**  
Accessorio "Silvan".  
*Optional "Silvan".*  
cm b. 46 h. 26

# CLUSTER

design edmondo testaguzza & matteo ugolini



**COMPOSIZIONE Ø70**  
design  
edmondo testaguzza  
matteo ugolini

**SE070BB INT**

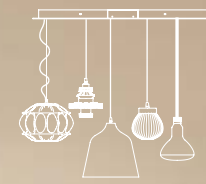




**COMPOSIZIONE 90**

design  
edmondo testaguzza  
matteo ugolini


**SE090DB INT**



**COMPOSIZIONE Ø50**

design  
edmondo testaguzza  
matteo ugolini

**SE050 NT INT**





KARMAN



# PLAFO NIERE

*ceiling lamp*




# BRAILLE

design matteo ugolini

Struttura in vetro bianco satinato.  
Structure in white frosted glass.



**PL144 1B INT**  
plafoniera / applique  
ceiling lamp / wall lamp  
cm Ø25 x h.25  
1 x max 46W, E14



**PL144 2B INT**  
plafoniera / applique  
ceiling lamp / wall lamp  
cm Ø40 x h.38  
1 x max 105W, E27

Versioni disponibili: APPLIQUE / TAVOLO /  
SOSPENSIONE / PLAFONIERA  
Available versions: WALL LAMP / TABLE LAMP /  
PENDANT / CEILING LAMP

# EDEN COLLECTION

design matteo ugolini



PLAFONIERE | CEILING LAMP

Struttura in ferro con diffusore in lycra bianco.  
Iron structure with shade in white synthetic fiber (lycra).



**AP103 3B INT "EVA"**  
applique/plafoniera  
wall lamp/ceiling lamp  
cm h.46,5 b.30 p.16  
1 x max 46W E27



**AP103 2B INT "ADAMO"**  
applique/plafoniera  
wall lamp/ceiling lamp  
cm h.72 b.38 p.19  
2 x max 46W E27



**AP103 1B INT "EDEN"**  
applique/plafoniera  
wall lamp/ceiling lamp  
cm h.115 b.82 p.23  
3 x max 46W E27


Versioni disponibili: APPLIQUE / PLAFONIERA  
Available versions: WALL LAMP / CEILING LAMP

# NOTREDAME


design luca de bona & dario de meo



Struttura in tecnopolimero bianco.  
*Structure in white techno-polymer.*




**PL130 4B INT** (3000K)  
**PL130 6B INT** (2700K)  
plafoniera/applique  
*ceiling/wall lamp*  
cm h. 63 b. 56 p. 11




**PL130 3B INT** (3000K)  
**PL130 5B INT** (2700K)  
plafoniera/applique  
*ceiling/wall lamp*  
cm h. 98 b. 83 p. 11

Struttura in tecnopolimero oro.  
*Structure in gold techno-polymer.*



**PL130 4O INT** (3000K)  
**PL130 6O INT** (2700K)  
plafoniera/applique  
*ceiling/wall lamp*  
cm h. 63 b. 56 p. 11



**PL130 3O INT** (3000K)  
**PL130 5O INT** (2700K)  
plafoniera/applique  
*ceiling/wall lamp*  
cm h. 98 b. 83 p. 11

LED frontale / *Front LED*  
13W, 1520 lumen, CRI > 80  
Dimmerabile / *Dimmable*  
Strip LED retroilluminazione  
*backlight*  
3W, 280 lumen, CRI > 80  
Dimmerabile / *Dimmable*

Versioni disponibili:  
APPLIQUE / SOSPENSIONE / PLAFONIERA  
*Available versions:*  
WALL LAMP / PENDANT / CEILING LAMP



# R.O.M.A.

design luca de bona & dario de meo




PLAFONIERE | CEILING LAMP

R.O.M.A.  
design  
debonademeo



Struttura in gesso bianco e  
pmma bianco satinato.  
*Structure in matt white plaster  
and white methacrylate (pmma).*



**PL210 AC INT** (2700K)  
**PL210 AB INT** (3000K)  
plafoniera / ceiling lamp  
cm 58 x 10 x 69  
23,8W 2893 lumen, 700mA  
IP20





**TA  
VOLO**  
*table lamp*

# ALÌ E BABÀ

design matteo ugolini



## ALÌ E BABÀ

design matteo ugolini

Struttura in ceramica bianca lucida e paralume in lino bianco.  
*Structure in glossy white ceramic and shade in white linen.*



**C1016BS**  
lampada da tavolo  
*table lamp*  
Ø 35 h 68 cm  
1 x max 70W E27

## ALIBABABY

design matteo ugolini

Struttura in ceramica bianca lucida e paralume in lino bianco.  
*Structure in glossy white ceramic and shade in white linen.*



**C1017BS**  
lampada da tavolo  
*table lamp*  
Ø 20 h 40 cm  
1 x max 42W E14

Versioni disponibili:  
APPLIQUE / SOSPENSIONE / PIANTANA  
TERRA / TAVOLO / OUTDOOR  
Available versions:  
WALL LAMP / PENDANT / FLOOR LAMP /  
TABLE LAMP / OUTDOOR



# AMARCORD

design matteo ugolini



Struttura in cemento bianco e diffusore in vetro.  
Structure in white concrete and shade in glass.




**CT121 1B INT** (trasparente/clear)  
**CT121 BF INT** (fumè/smoked)  
**CT121 BS INT** (trasparente satinato/  
clear frosted)

lampada da tavolo / *table lamp*  
cm Ø12 x h. 38  
1 x max 52W E27

Versioni disponibili: APPLIQUE / TAVOLO  
Available versions: WALL LAMP / TABLE LAMP

# BACCO

design matteo ugolini



Struttura in vetro bianco satinato.  
Structure in white frosted glass.



**CT143 1B INT (3000K)**  
**CT143 2B INT (2700K)**  
lampada da tavolo / table lamp  
cm Ø9 x h.34  
LED 3,3 W 250 lumen  
alimentata a batterie ricaricabili  
autonomia batterie 6 ore  
rechargeable batteries with  
6 hours autonomy

Versioni disponibili: TAVOLO / SOSPENSIONE  
Available versions: TABLE LAMP / PENDANT

**BACCO**  
design matteo ugolini



**PERBACCO**  
design matteo ugolini

Struttura in tondino metallico  
laccato in polietilene grigio chiaro.  
*Structure in metal rebar  
light grey polyethylene lacquered.*



**AC143 2G INT**  
accessorio cestino / basket optional  
cm b.32 x p.22 x h.32

# BAG

design baldessari e baldessari



Struttura in ceramica lucida con texture  
e manico in metallo verniciato grigio  
*Structure in glossy ceramic with texture  
and handle in grey metal.*



**CT154 DB INT** (bianca/white)  
**CT154 DR INT** (bronzo/bronze)  
lampada da tavolo / *table lamp*  
cm 21 x 22 x h 21,5  
1 x max 5W LED E27\*

*\*si consiglia l'utilizzo di lampadina bianco latte  
\*white milk bulb is recommended*

Struttura in ceramica liscia lucida  
e manico in metallo verniciato grigio.  
*Structure in smooth glossy ceramic  
and handle in grey metal.*



**CT154 CB INT** (bianca/white)  
**CT154 CR INT** (bronzo/bronze)  
lampada da tavolo / *table lamp*  
cm 21 x 22 x h 21,5  
1 x max 5W LED E27\*

*\*si consiglia l'utilizzo di lampadina bianco latte  
\*white milk bulb is recommended*

Versioni disponibili: TAVOLO / SOSPENSIONE / PIANTANA TERRA  
*Available versions: TABLE LAMP / PENDANT / FLOOR LAMP*

# BRAILLE

design matteo ugolini



Diffusore in vetro bianco satinato.  
Shade in white frosted glass.



**CT144 1B INT**  
lampada da tavolo  
table lamp  
cm Ø25 x h.25  
1 x max 46W, E14



**CT144 2B INT**  
lampada da tavolo  
table lamp  
cm Ø40 x h.38  
1 x max 105W, E27

Versioni disponibili: APPLIQUE / TAVOLO /  
SOSPENSIONE / PLAFONIERA  
Available versions: WALL LAMP / TABLE LAMP /  
PENDANT / CEILING LAMP



TAVOLO | TABLE LAMP

# NORMA M

design edmondo testaguzza

Questo è un gioco, uno di quelli che si facevano allora. Il vento sempre a farci compagnia. Sospesi nel vuoto come stelle brillavamo nella notte blu.

(A Norma M.)

*That is one of the many games we played at that time. The wind was always with us. Dangling in space, hanging Like stars we were shining In the blue night.*

(To Norma M.)



Struttura in ceramica bianca opaca,  
paralume in lino bianco.  
*Structure in matt white ceramic,  
shade in white linen.*



**C1640PBB**  
lampada da tavolo / table lamp  
cm ø 22 h. 40  
1 x max 60W E27

Versioni disponibili: APPLIQUE / TAVOLO / SOSPENSIONE / PIANTANA  
*Available versions: WALL LAMP / TABLE LAMP / PENDANT / FLOOR LAMP*

# TI VEDO

design matteo ugolini



TAVOLO | TABLE LAMP

ATTENZIONE! Apparecchio artistico, tenere lontano dalla portata dei bambini.  
ATTENTION! Decorative lamp, keep out of reach of children.

Struttura in ceramica bianca opaca.  
Structure in matt white ceramic.



**CT105 1B INT**  
lampada da tavolo  
table lamp  
cm ø 24 h. 41  
2 x max 53W E27

Versioni disponibili: APPLIQUE / TAVOLO  
Available versions: WALL LAMP/ TABLE LAMP



**AP  
PLI  
QUE**  
*wall lamp*



# ALÌ E BABÀ

design matteo ugolini



Struttura e paralume in ceramica naturale predisposta per la tinteggiatura.  
*Structure and shade in white rough ceramic, can be painted or decorated at user discretion.*



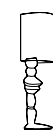
**AP625**  
applique / wall lamp  
cm l. 30,5 h. 60 p. 18,5  
1 x max 52W E27

Struttura in ceramica naturale predisposta per la tinteggiatura e paralume in lino bianco.  
*Structure in white rough ceramic, can be painted or decorated at user discretion and shade in white linen.*



**AP625LS**  
applique / wall lamp  
cm l. 29 h. 60 p. 20  
1 x max 52W E27

Struttura in ceramica bianca lucida e paralume in lino bianco.  
*Structure in glossy white ceramic, and shade in white linen.*



**AP625CBS**  
applique / wall lamp  
cm l. 29 h. 60 p. 20  
1 x max 52W E27

Struttura e paralume in ceramica bianca lucida.  
*Structure and shade in glossy white ceramic.*



**AP625B**  
applique / wall lamp  
cm l. 30,5 h. 60 p. 18,5  
1 x max 52W E27

Versioni disponibili:  
APPLIQUE / SOSPENSIONE / PIANTANA  
TERRA / TAVOLO / OUTDOOR  
Available versions:  
WALL LAMP / PENDANT / FLOOR LAMP /  
TABLE LAMP / OUTDOOR



# ALIBABIG

design matteo ugolini



Struttura in vetroresina.  
*Structure in fiberglass.*



## H625V-INT

piantana / applique  
*floor / wall lamp*  
cm 73x48 h. 130  
4 x max 23W E27

Versioni disponibili: APPLIQUE / SOSPENSIONE / PIANTANA TERRA / OUTDOOR  
*Available versions: WALL LAMP / PENDANT / FLOOR LAMP / OUTDOOR*

# AMARCORD

design matteo ugolini



Struttura in cemento bianco  
e diffusore in vetro.  
*Structure in white concrete  
and shade in glass.*




**AP121 1B INT** (trasparente/clear)  
**AP121 BF INT** (fumè/smoked)  
**AP121 BS INT** (trasparente  
satinato/clear frosted)  
applique / wall lamp  
cm 12x13 h. 38  
1 x max 52W E27

Struttura in cemento grigio tortora  
e diffusore in vetro.  
*Structure in dove grey concrete  
and shade in glass.*



**AP121 GT INT** (trasparente/clear)  
**AP121 IG INT** (fumè/smoked)  
**AP121 GS INT** (trasparente  
satinato/clear frosted)  
applique / wall lamp  
cm 12x13 h. 38  
1 x max 52W E27

Versioni disponibili: APPLIQUE / TAVOLO  
*Available versions: WALL LAMP / TABLE LAMP*



# AMSTERDAM

design matteo ugolini

La lampada Amsterdam entra di diritto nel fantastico e luminoso “zoo di Karman”: ispirata a un bulldog di casa nella capitale olandese ma famoso in tutto il mondo...

*The Amsterdam lamp takes its rightful place in the fantastic and bright “Karman zoo”: it’s inspired by a bulldog that has found its home in the Dutch capital city and become famous throughout the world...*



Struttura in ceramica opaca.  
Structure in matt ceramic.



**AP191 BB INT** (grigio/grey)  
**AP191 BA INT** (bianco/white)  
applique / wall lamp  
cm 41 x 25  
3 x max 10W LED E27

# APRILE



APPLIQUE | WALL LAMP

## Aprile

design matteo ugolini

Struttura in ceramica bianca.  
Structure in white ceramic.



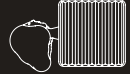
**AP132 1B INT**  
applique / wall lamp  
cm 50x18 h 35  
1 x max 52W E27

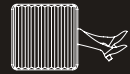
# BINARELL

design giorgio biscaro



Struttura in ceramica bianca opaca e vetro satinato  
*Structure in matt white ceramic and frosted glass.*

 **AP200 AT INT** (2700K)  
**AP200 AD INT** (3000K)  
applique / wall lamp  
cm l. 23 h. 13 p. 10  
LED sopra/up  
7,35W 958 lumen  
LED sotto/down  
2,4W 324 lumen  
CRI ≥ 80

 **AP200 BT INT** (2700K)  
**AP200 BD INT** (3000K)  
applique / wall lamp  
cm l. 23 h. 13 p. 10  
LED sopra/up  
7,35W 958 lumen  
LED sotto/down  
2,4W 324 lumen  
CRI ≥ 80



APPLIQUE | WALL LAMP

# BRAILLE

design matteo ugolini



Struttura in vetro bianco satinato.  
Structure in white frosted glass.

**PL144 1B INT**  
applique / wall lamp  
cm Ø25 x h 25  
1 x max 46W, E14

**PL144 2B INT**  
applique / wall lamp  
cm Ø40 x h 38  
1 x max 105W, E27

Versioni disponibili: APPLIQUE / TAVOLO / SOSPENSIONE / PLAFONIERA  
Available versions: WALL LAMP / TABLE LAMP / PENDANT / CEILING LAMP

APPLIQUE | WALL LAMP

# CAPODIMONTE

design matteo ugolini



Struttura in ceramica bianca opaca.  
Structure in matt white ceramic.



**AP129 1B INT**  
applique / wall lamp  
cm h. 26 p. 13 ø 6  
1 x max 35W GU10

Versioni disponibili: APPLIQUE / SOSPENSIONE  
Available versions: WALL LAMP / PENDANT



# CUBANO

design matteo ugolini

Fortemente ispirato a terre lontane, ai viaggi che ognuno di noi intraprende e a tutto ciò che ci lasciano dentro. Con il suo enorme e caratteristico becco, Cubano rispecchia alla perfezione la filosofia Karman. Stupire, emozionare e non lasciare indifferenti.

*Strongly inspired by distant lands, voyages, by what they leave inside us. With its enormous and characteristic beak, Cubano perfectly respects the Karman philosophy. Amaze, touch and never go unnoticed.*



Struttura in ceramica bianca opaca.  
Structure in matt white ceramic.



**AP142 1B INT**  
applique / wall lamp  
cm b.47 x p.20 x h.45  
1 x max 52W, E27



APPLIQUE | WALL LAMP



# DÉJÀ-VU

design matteo ugolini



Struttura in ceramica bianca, paralume in lino bianco.  
Structure in white ceramic, shade in white linen.



**AP627-45B** (lucido/glossy)  
**AP117 3B INT** (opaco/matt)  
applique braccio piccolo / wall lamp  
cm 45x18 h. 32  
1 x 52W E27

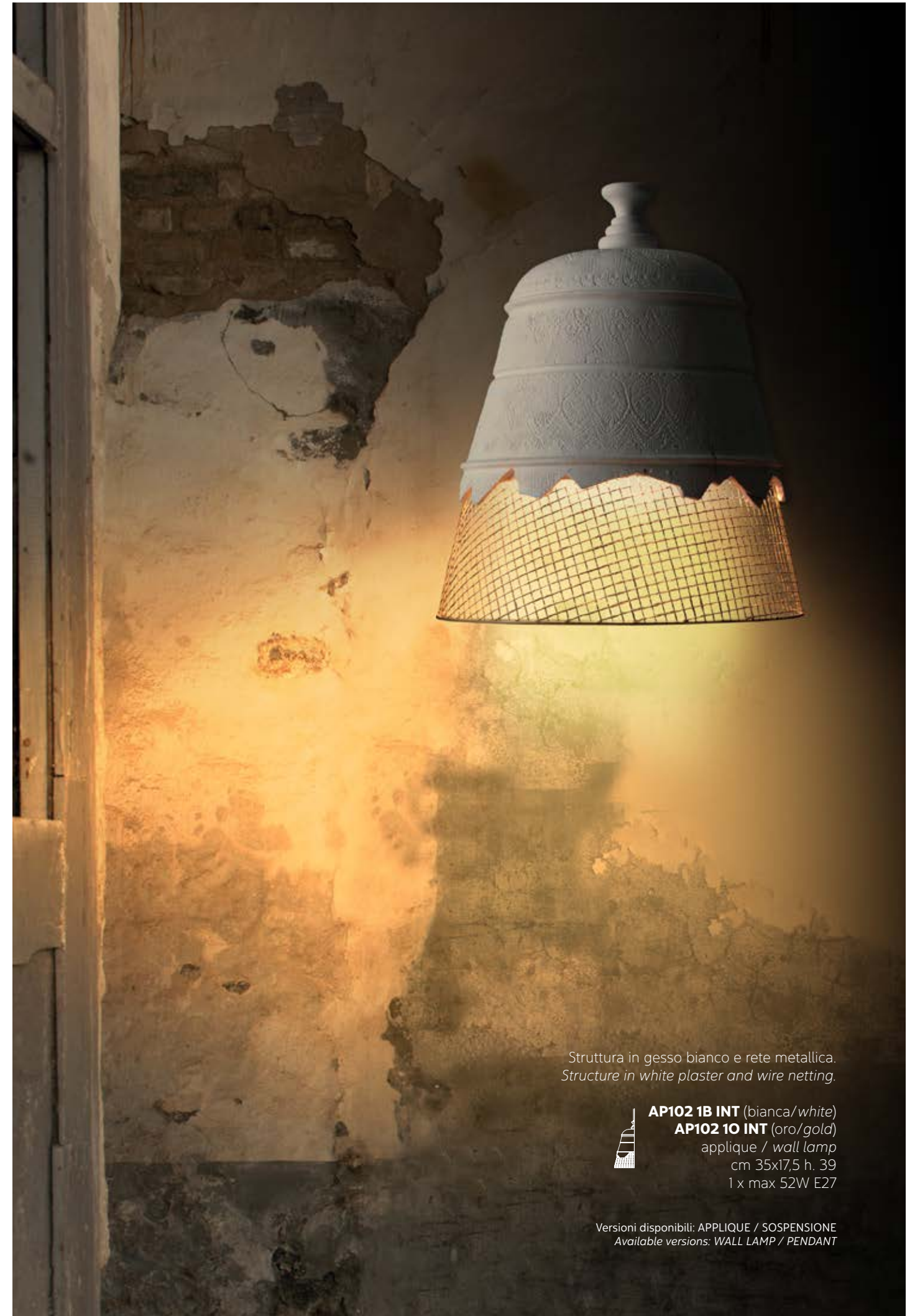


**AP627-60B** (lucido/glossy)  
**AP117 4B INT** (opaco/matt)  
applique braccio grande / wall lamp  
cm 60x25 h. 45  
1 x 52W E27


Versioni disponibili: APPLIQUE / SOSPENSIONE  
Available versions: WALL LAMP / PENDANT

# DOMENICA

design luca de bona & dario de meo



Struttura in gesso bianco e rete metallica.  
Structure in white plaster and wire netting.

 **AP102 1B INT** (bianca/white)  
**AP102 1O INT** (oro/gold)  
applique / wall lamp  
cm 35x17,5 h. 39  
1 x max 52W E27


Versioni disponibili: APPLIQUE / SOSPENSIONE  
Available versions: WALL LAMP / PENDANT


# EDEN COLLECTION

design matteo ugolini



Struttura in ferro con diffusore in lycra bianco.  
Iron structure with shade in white synthetic fiber (lycra).

 **AP103 3B INT "EVA"**  
applique / plafoniera  
wall lamp / ceiling lamp  
cm h 46,5 b 30 p 16  
1 x max 46W E27

 **AP103 2B INT "ADAMO"**  
applique / plafoniera  
wall lamp / ceiling lamp  
cm h 72 b 38 p 19  
2 x max 46W E27

 **AP103 1B INT "EDEN"**  
applique / plafoniera  
wall lamp / ceiling lamp  
cm h 115 b 82 p 23  
3 x max 46W E27

Versioni disponibili: APPLIQUE / PLAFONIERA  
Available versions: WALL LAMP / CEILING LAMP

# GHEBO

design luca de bona & dario de meo

Ispirato dai raggi del sole, sulle acque che percorrono la trama intrecciata dei canali di Venezia (in veneziano detti "barene" o "ghebi").

*Inspired by the reflections of the sun on the network of the water canals in Venice (in Venetian called "barene" or "ghebi").*



Struttura in metallo e vetro trasparente.  
Structure in metal and clear glass.



**AP146 3C INT** (cromo/chrome)  
applique / wall lamp  
cm b.49 x p.14 x h.35  
2 x max 42W, E14

Versioni disponibili: APPLIQUE / SOSPENSIONE  
Available versions: WALL LAMP / PENDANT

# LIFE

design matteo ugolini



Struttura in ferro color ruggine, rivestimento tessuto denim con finitura vintage.  
*Structure in rust iron fabric denim with vintage processing.*



**AP652V**  
applique / wall lamp  
cm l. 43 p. 23 h. 36  
1 x max 70W E27

Versioni disponibili: APPLIQUE / SOSPENSIONE / PIANTANA TERRA  
*Available versions: WALL LAMP / PENDANT / FLOOR LAMP*

# MAKE

# UP



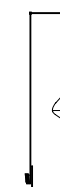
## Makeup

design matteo ugolini

Diffusore in vetro satinato.  
Shade in frosted glass.



**AP123 1F INT** (fumè/smoked)  
**AP123 1T INT** (trasparente/clear)  
applique / wall lamp  
cm ø 17,5 h. 25  
LED 8,6 W, 940 lumen,  
3000 K



**AP123 2F INT** (fumè/smoked)  
**AP123 2T INT** (trasparente/clear)  
applique / wall lamp  
cm ø 17,5 h. 25  
LED 8,6 W, 940 lumen,  
3000 K



**AP123 3F INT** (fumè/smoked)  
**AP123 3T INT** (trasparente/clear)  
applique / wall lamp  
cm ø 15 h. 25  
LED 8,6 W, 940 lumen,  
3000 K

Versioni disponibili: APPLIQUE / SOSPENSIONE  
Available versions: WALL LAMP / PENDANT

# MARNÌN

design matteo ugolini



Struttura in ceramica bianca opaca.  
Structure in matt white ceramic.



**AP645M**  
applique / wall lamp  
cm 36x43 p 37  
1 x max 70W E27





# MOBY DICK

## Moby Dick

design matteo ugolini

Struttura in vetroresina, finitura esterna liscia  
interna naturale.  
*Structure in fiberglass, smooth outer finishing  
rough inner finishing.*



**AP646P**  
applique / wall lamp  
cm 90X30 h.30  
2 x max 52W E27

Versioni disponibili: APPLIQUE / SOSPENSIONE / OUTDOOR  
*Available versions: WALL LAMP / PENDANT / OUTDOOR*

# NANDO

design luca de bona & dario de meo



Struttura in metallo.  
Structure in metal.



**AP109 2B INT** (bianco/white)  
**AP109 2G INT** (antracite/  
charcoal-grey)  
**AP109 2O INT** (oro/gold)  
applique / wall lamp  
cm 9x1,5 h 15  
1 x max 52W E27

Versioni disponibili: APPLIQUE / SOSPENSIONE  
Available versions: WALL LAMP / PENDANT



APPLIQUE | WALL LAMP

# NORMA M

design edmondo testaguzza



Struttura in ceramica bianca opaca,  
paralume in lino bianco.  
*Structure in matt white ceramic,  
shade in white linen.*



**AP640B**  
applique, altezza regolabile  
*wall lamp, adjustable in height*  
cm ø 22 h. 40  
1x max 52W E27

Versioni disponibili: APPLIQUE / SOSPENSIONE / TAVOLO / PIANTANA TERRA  
*Available versions: WALL LAMP / PENDANT / TABLE LAMP / FLOOR LAMP*

# NOTREDAME

design luca de bona & dario de meo

Evocare il fascino della luce naturale che si irradia attraverso i rosoni delle cattedrali gotiche... In Notredame convivono presente e futuro, forma e luce: la veste poetica nasconde un'anima tecnologica risvegliando emozioni antichissime.

*Recall the main appeal of natural light spreading out through rose windows of Gothic cathedrals... In Notredame present and future coexist, as well as form and lighting: its poetical appearance hides a technological soul stirs very old emotions.*




APPLIQUE | WALL LAMP




## NOTREDAME

design  
luca de bona  
dario de meo

Struttura in tecnopolimero oro.  
*Structure in gold techno-polymer.*




**PL130 40 INT** (3000K)  
**PL130 60 INT** (2700K)  
plafoniera/applique  
ceiling/wall lamp  
cm h. 63 b. 56 p. 11




**PL130 30 INT** (3000K)  
**PL130 50 INT** (2700K)  
plafoniera/applique  
ceiling/wall lamp  
cm h. 98 b. 83 p. 11

Struttura in tecnopolimero bianco.  
*Structure in white techno-polymer.*




**PL130 4B INT** (3000K)  
**PL130 6B INT** (2700K)  
plafoniera/applique  
ceiling/wall lamp  
cm h. 63 b. 56 p. 11



**PL130 3B INT** (3000K)  
**PL130 5B INT** (2700K)  
plafoniera/applique  
ceiling/wall lamp  
cm h. 98 b. 83 p. 11

LED frontale / *Front LED*  
13W, 1520 lumen, CRI > 80  
Dimmerabile / *Dimmable*  
Strip LED retroilluminazione  
*backlight*  
3W, 280 lumen, CRI > 80  
Dimmerabile / *Dimmable*

Versioni disponibili: APPLIQUE / SOSPENSIONE / PLAFONIERA  
*Available versions: WALL LAMP / PENDANT / CEILING LAMP*



# TI VEDO

design matteo ugolini



Struttura in ceramica bianca opaca.  
Structure in matt white ceramic.

**AP105 1B INT**  
applique / wall lamp  
cm p.20 b.36 h.40  
2 x max 53W E27

Versioni disponibili: APPLIQUE / TAVOLO  
Available versions: WALL LAMP / TABLE LAMP

# UGO

# RILLA



## Ugo Rilla

design matteo ugolini

Ugo Rilla non nasce per emozionare, con l'espressione e la rabbia con cui strappa una delle più grandi invenzioni dell'uomo, urla in segno di protesta facendo riflettere su cosa sia in grado di fare verso la natura e i suoi simili.

*Ugo Rilla is not created to excite, with the expression and the rage with which it rips up one of man's greatest inventions, it screams as a mark of protest making us wonder what it is capable to doing to nature and its peers.*



**UGO RILLA**  
design matteo ugolini

Struttura in ceramica grigia opaca.  
*Structure in matt grey ceramic.*



**AP152 GR INT**  
applique / wall lamp  
cm Ø41,5 x p 24  
3 x max 10W LED E27\*

\*sono consigliate lampadine in plastica  
*\*we recommend to use plastic light bulbs*

Struttura in ceramica bianca opaca.  
*Structure in matt white ceramic.*



**AP152 BB INT**  
applique / wall lamp  
cm Ø41,5 x p 24  
3 x max 10W LED E27\*

\*sono consigliate lampadine in plastica  
*\*we recommend to use plastic light bulbs*





# UMARELL

design giorgio biscaro



Struttura in ceramica bianca opaca e vetro satinato.  
*Structure in matt white ceramic and frosted glass.*



**AP199 HD INT (2700K)**  
**AP199 HT INT (3000K)**  
applique / wall lamp  
cm l. 18 p. 10 h. 13  
LED sopra/up  
7,35W 958 lumen  
LED sotto/down  
2,4W 324 lumen  
CRI ≥ 80

Accessorio in ceramica bianca opaca.  
*Optional in matt white ceramic.*



**AC199 AC INT**  
cm h. 13  
**AC199 BC INT**  
cm h. 16  
**AC199 CC INT**  
cm h. 15

APPLIQUE | WALL LAMP

# VA-LENTINA

design matteo ugolini



Struttura in alluminio laccato bianco e lumaca in ceramica bianca opaca.  
Structure in white lacquered aluminium and snail in matt white ceramic.



#### AP115 OB INT

applique / wall lamp  
cm 30x17 h. 20  
2x8,4W LED, 960 lumen, 3000k



#### AC115 OB INT

accessorio / optional  
cm b.10 p.5 h.6

# WORK IN PROGRESS

design matteo ugolini

La famiglia da cui proviene illumina i cantieri più estremi, lei al contrario invasa da un candido bianco e da romantici decori floreali entra in punta di piedi e con delicatezza negli ambienti più intimi e raffinati.

*The family it derives from lights up construction sites whereas Work In Progress is overwhelmed of a pure white and romantic floral decorations and it enters on tiptoe in the most refined and intimate spaces.*



Struttura in ceramica bianca opaca.  
Structure in matt white ceramic.

**AP125 1B INT**  
applique / wall lamp  
cm 12x14 h 39  
1 x max 35W GU10

Versioni disponibili: APPLIQUE / SOSPENSIONE  
Available versions: WALL LAMP / PENDANT



Y


design  
lennart  
matteo ugolini  
edmondo testaguzza






**Y**  
design  
lennart  
matteo ugolini  
edmondo testaguzza

Struttura in alluminio nero opaco  
e pmma bianco.  
*Structure in matt black  
aluminium and white  
methacrylate (pmma).*


**AP216N2 INT (2700K)**  
**AP216N1 INT (3000K)**  
 applique / wall lamp  
 cm 56 x 56 x 190  
 12W, strip led 24V  
 1660 lumen  
 IP20



Struttura in alluminio nero opaco e pmma bianco.  
*Structure in matt black aluminium and white  
methacrylate (pmma).*


**AP216N3 INT (3000K)**  
**AP216N4 INT (2700K)**  
 applique / wall lamp  
 cm 56 x 56 x 190  
 12W, strip led 24V 1660 lumen  
 IP20



**PIAN  
TANE  
TERRA**  
*floor lamp*

# ACCIP

# CCCHIO



## Accipicchio

design matteo ugolini

La vita non è un gioco. Ma con la luce potrebbe... anzi, può diventarlo. Nasce da qui l'idea di rendere un oggetto luminoso, così minimale, dinamico e divertente.

*Life is no game. But with light, it could... it can be. Hence the idea of making a light fixture so minimal, dynamic and fun.*



**ACCIPICCHIO**  
design  
matteo ugolini

Struttura in vetro pirex bianco satinato e alluminio nero opaco.  
*Structure in frosted white glass and matt black aluminium.*

**HP213N2 INT** (2700K)  
**HP213N1 INT** (3000K)  
piantana / floor lamp  
cm 185 x 26  
60W, strip led 24V  
8000 lumen  
IP20

**AC213N3 INT**  
accessorio picchio  
woodpecker optional



**AC213N4 INT**  
accessorio rete tubolare  
tubular netting optional





# ALFRED

design stefano bizzarri & claudio cinti



Struttura in metallo laccato opaco.  
Structure in matt lacquered metal.



**HP128 2N INT** (nero/black)  
**HP128 1B INT** (bianco/white)  
piantana / floor lamp  
cm h. 175 b. 35 p. 23  
1 x max 52W E27

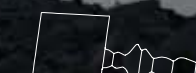


# ALIBABIG

## Alibabig

design matteo ugolini

Struttura in vetroresina.  
Structure in fiberglass.



**H625V-INT**  
piantana/applique  
floor/wall lamp  
cm l. 73 p. 48 h. 130  
4 x max 23W E27

**H625V-EXT**  
piantana/applique  
floor/wall lamp  
cm l. 73 p. 48 h. 130  
4 x max 23W E27  
IP65

Versioni disponibili:  
APPLIQUE / SOSPENSIONE / PIANTANA TERRA / OUTDOOR  
Available versions:  
WALL LAMP / PENDANT / FLOOR LAMP / OUTDOOR

# ALÌ E BABÀ

design matteo ugolini



Struttura in ceramica bianca lucida e paralume in lino bianco.  
*Structure in glossy white ceramic and shade in white linen.*



## H6025CBS

piantana con fissaggio a parete  
*wall fixed floor lamp*  
cm l. 39 p. 23 h. 150  
1 x max 70W E27


Versioni disponibili:  
APPLIQUE / SOSPENSIONE / PIANTANA TERRA / TAVOLO / OUTDOOR  
Available versions:  
WALL LAMP / PENDANT / FLOOR LAMP / TABLE LAMP / OUTDOOR

# ATELIER

design matteo ugolini

Il suo paralume come un vestito di alta sartoria,  
cucito e decorato completamente a mano.

*Its lampshade looks like a dress of haute couture,  
completely handmade tailored and decorated.*



Struttura in metallo e paralume in poliestere pennellato.  
*Structure in metal and shade in polyester white painted.*



**H6089S**  
piantana  
floor lamp  
cm ø 49 h. 183  
1 x max 150W E27

Versioni disponibili: SOSPENSIONE / PIANTANA TERRA  
*Available versions: PENDANT / FLOOR LAMP*





# BAG

design baldessari e baldessari



Struttura in ceramica lucida con texture e manico in metallo verniciato grigio  
*Structure in glossy ceramic with texture and handle in grey metal.*



**HP154 BB INT** (bianca/white)  
**HP154 BR INT** (bronzo/bronze)  
lampada da terra / floor lamp  
cm 32 x 35 h. 31  
1 x max 15W LED E27\*



Struttura in ceramica liscia lucida e manico in metallo verniciato grigio.  
*Structure in smooth glossy ceramic and handle in grey metal.*



**HP154 AB INT** (bianca/white)  
**HP154 AR INT** (bronzo/bronze)  
lampada da terra / floor lamp  
cm 32 x 35 h. 31  
1 x max 5W LED E27\*



\*si consiglia l'utilizzo di lampadina bianco latte  
*\*white milk bulb is recommended*

Versioni disponibili: TAVOLO / SOSPENSIONE / PIANTANA TERRA  
*Available versions: TABLE LAMP / PENDANT / FLOOR LAMP*

# BLACK OUT

design matteo ugolini

Struttura in metallo verniciato bianco e paralume in filamento di vetroresina.  
*Structure in white painted metal and shade in fiberglass.*



**HP101 2B INT** (bianco/white)  
**HP101 2T INT** (trasparente/clear)  
piantana / floor lamp  
cm b. 60 h. 180  
3 x max 52W E27



**AC101 1B INT**  
portacandele in ceramica bianca  
candle holder in white ceramic

Versioni disponibili:  
SOSPENSIONE / PIANTANA TERRA / OUTDOOR  
Available versions:  
PENDANT / FLOOR LAMP / OUTDOOR



# C E



# L L

## Cell

design matteo ugolini

Oltre duemila anni fa in Cina prendevano il volo le prime lanterne nel cielo. Cell ne ricalca la struttura e lo spirito, serrando l'aria con un sottile filo metallico.

*Over two thousand years ago in China, the very first lanterns took to the sky. Cell emulates their structure and their spirit, tying the air tight with a thin metal wire.*



**CELL**  
design  
matteo ugolini

Struttura in filo metallico, paralume in lino bianco.  
Structure in metallic thread, shade in white linen.



**M614B** (bianco/white)  
**CT614 CM INT** (bronzo/bronze)  
lampada da terra / floor lamp  
cm ø 36 h. 58  
1 x max 52W E27



**M615B** (bianco/white)  
**HP615 DM INT** (bronzo/bronze)  
lampada da terra / floor lamp  
cm ø 55 h. 88  
1 x max 52W E27



**M612B** (bianco/white)  
**CT612 AM INT** (bronzo/bronze)  
lampada da terra / floor lamp  
cm ø 57 h. 62  
1 x max 52W E27



**M613B** (bianco/white)  
**HP613 BM INT** (bronzo/bronze)  
lampada da terra / floor lamp  
cm ø 84 h. 89  
1 x max 70W E27

Versioni disponibili: SOSPENSIONE / PIANTANA TERRA / OUTDOOR  
Available versions: PENDANT / FLOOR LAMP / OUTDOOR



PIANTANE-TERRA | FLOOR LAMP



# CUPIDO

design matteo ugolini



Struttura in alluminio nero opaco.  
Structure in matt black aluminium.

## HP194 B3 INT

lampada cielo terra  
hanging-floor lamp  
cm Ø8  
strip LED 28W  
3100 lumen  
bianco dinamico con app  
tunable white by app  
2700-5000K CRI ≥ 90




PIANTANE-TERRA | FLOOR LAMP



**CUPIDO**  
design  
matteo ugolini

Struttura in alluminio nero opaco  
e cemento grigio tortora.  
*Structure in matt black  
aluminium and dove grey  
concrete.*

 **HP194 A2 INT**  
piantana / floor lamp  
cm Ø25 h 220  
strip LED 36W  
3920 lumen  
bianco dinamico con app  
*tunable white by app*  
2700-5000K CRI ≥ 90

Accessorio per piantana in  
cotone antracite.  
*Optional for floor lamp in  
charcoal cotton.*

 **AC184 BB INT**  
(stampato / printed)  
cm Ø23 h. 24

 **AC184 BC INT**  
(non stampato  
not printed)  
cm Ø23 h. 24



# DON'T TOUCH

design matteo ugolini

Dare all'oggetto non solo la funzione di illuminare,  
ma anche il potere di trasmettere a chi lo guarda una voglia  
irresistibile di sfiorarlo.

*Not only give the object the function of illuminating,  
but also the power to transmit to those who look at it  
an irresistible desire to touch it.*



Struttura in tecnopolimero grigio opaco,  
bacchette in PVC bianco opaco.  
*Structure in matt grey techno-polymer,  
sticks in matt white PVC.*



**HP153 AB INT (3000K)**  
**HP153 BB INT (2700K)**  
lampada da terra / floor lamp  
cm Ø42 x h 108  
LED module 1x29W, 2600 lm  
CRI ≥ 80

Versioni disponibili: PIANTANA TERRA / OUTDOOR  
Available versions: FLOOR LAMP / OUTDOOR

# LIFE

design matteo ugolini



Struttura in metallo color ruggine,  
paralume in tessuto denim con finitura vintage.  
*Structure in rust metal, shade in fabric  
denim with vintage processing.*



**H6051V**  
piantana  
floor lamp  
cm ø 55 h. 175  
1 x max 250W E27

Versioni disponibili: APPLIQUE / SOSPENSIONE / PIANTANA TERRA  
*Available versions: WALL LAMP / PENDANT / FLOOR LAMP*

# LUCILLA

design matteo ugolini



Struttura in metallo color ruggine.  
Structure in rust metal.



**H6051VN**  
piantana  
floor lamp  
cm ø 55 h. 175  
1 x max 250W E27

Versioni disponibili: SOSPENSIONE / PIANTANA TERRA  
Available versions: PENDANT / FLOOR LAMP

# NORMAM

design edmondo testaguzza



Struttura in ceramica bianca opaca, paralume in lino bianco.  
*Structure in matt white ceramic, shade in white linen.*



## H640BB

piantana bianca, con ancoraggio a soffitto, altezza regolabile  
*white floor lamp, with ceiling fixing, adjustable in height*  
cm ø 22 h. 40  
1 x max 70W E27

Versioni disponibili: APPLIQUE / TAVOLO / SOSPENSIONE / PIANTANA TERRA  
*Available versions: WALL LAMP / TABLE LAMP / PENDANT / FLOOR LAMP*

# O T T A

# V O



## Ottavo

design matteo ugolini

Struttura in tecnopolimero bianco.  
Structure in white techno-polymer.



**HP155 AB INT**  
lampada da terra  
floor lamp  
cm Ø23,5 x h 65,5  
1 x max 5W LED GU10

**HP155 AB EXT**  
lampada da terra  
floor lamp  
cm Ø23,5 x h 65,5  
1 x max 5W LED GU10  
IP55


Versioni disponibili: PIANTANA TERRA / OUTDOOR  
Available versions: FLOOR LAMP / OUTDOOR

# PIRLA

design stefano bizzarri & claudio cinti

Gira, rigira e ci inebria con il suo turbinio e si riavvolge il nastro dei ricordi:  
di quando fanciulli - in momenti di pura gioia e spensieratezza -  
guardavamo ipnotizzati il roteare della trottola, e mentalmente  
sfidavamo il suo rimanere in bilico prima della caduta, contando il tempo.

*It turns and turns and inebriates us with its swirling, rewinding the tape of our  
memories: when, as children - in those moments of pure joy and light-heartedness -  
we watched the top spin, hypnotized, and we challenged  
its hanging in the balance, counting the seconds in our mind.*





## PIRLA

design  
stefano bizzarri  
claudio cinti

Struttura in resina bianca opaca.  
Structure in matt white resin.

### HP215 GB INT

lampada da terra / floor lamp  
cm 55 x 45 Ø  
3 x max 28W E27  
IP20



# SISMA

design matteo ugolini



Struttura in tondino metallico verniciato nervato.  
Structure in construction site's ribbed rebar.



**HP112 1B INT** (bianco/white)  
**HP112 1T INT** (naturale/natural)  
piantana / floor lamp  
cm ø 63 h. 166  
3 x max 77W E27

Versioni disponibili: SOSPENSIONE / PIANTANA TERRA  
Available versions: PENDANT / FLOOR LAMP



PIANTANE-TERRA | FLOOR LAMP

# TOBIA

design matteo ugolini



Struttura in tecnopolimero bianco.  
Structure in white techno-polymer.



**HP145 1F INT**  
piantana  
floor lamp  
cm b.31 p.8 h.165  
13W LED, 1430 lumen  
3000K



**HP145 2P INT**  
piantana  
floor lamp  
cm b.31 p.8 h.165  
13W LED, 1430 lumen  
3000K



**HP145 3R INT**  
piantana  
floor lamp  
cm b.46 p.12 h.165  
13W LED, 1430 lumen  
3000K

Versioni disponibili: PIANTANA TERRA / OUTDOOR  
Available versions: FLOOR LAMP / OUTDOOR

# ULULÌ E ULULÀ

design matteo ugolini

Struttura in vetroresina con inserti in pizzo.  
Structure in fiberglass with lace inserts.



**M648PB (ULULÌ)**  
lampada da terra  
floor lamp  
cm ø 45  
1 x max 70W E27



**M649GB (ULULÀ)**  
lampada da terra  
floor lamp  
cm ø 75  
1 x max 105W E27

Versioni disponibili: SOSPENSIONE / PIANTANA TERRA / OUTDOOR  
Available versions: PENDANT / FLOOR LAMP / OUTDOOR



# OUT DOOR

# ALIBABIG

design matteo ugolini



Struttura in vetroresina  
Structure in fiberglass.



**SE616V-EXT**  
sospensione  
pendant  
cm ø 50 h. 110  
2 x max 23W E27  
IP65

Versioni disponibili: APPLIQUE / SOSPENSIONE /  
PIANTANA TERRA / INDOOR  
Available versions: WALL LAMP / PENDANT /  
FLOOR LAMP / INDOOR



OUTDOOR

## ALIBABIG

design  
matteo ugolini



Struttura in vetroresina.  
Structure in fiberglass.



**SE617V-EXT**  
sospensione  
pendant  
cm ø 40 h. 110  
2 x max 23W E27  
IP65

Versioni disponibili: APPLIQUE / SOSPENSIONE /  
PIANTANA TERRA / INDOOR  
Available versions: WALL LAMP / PENDANT /  
FLOOR LAMP / INDOOR

## ALIBABIG

design  
matteo ugolini

Struttura in vetroresina  
Structure in fiberglass

### H625V-EXT

piantata/applique  
floor/wall lamp  
cm 73x48 h. 130  
4 x max 23W E27  
IP65



Versioni disponibili: APPLIQUE / SOSPENSIONE /  
PIANTANA TERRA / INDOOR  
Available versions: WALL LAMP / PENDANT /  
FLOOR LAMP / INDOOR



# BLACK OUT

design matteo ugolini



Struttura in filamento di vetroresina.  
*Structure in fiberglass.*



**SE101 1B EXT** (bianco/white)  
**SE101 1T EXT** (trasparente/clear)  
sospensione / pendant  
cm ø 35 h. 40  
1 x max 23W E27  
IP65



**SE101 2B EXT** (bianco/white)  
**SE101 2T EXT** (trasparente/clear)  
sospensione / pendant  
cm ø 50 h. 60  
1 x max 23W E27  
IP65



**HP101 2B EXT** (bianco/white)  
**HP101 2T EXT** (trasparente/clear)  
piantana / floor lamp  
cm 60x180 ø 50  
1 x max 23W E27  
IP65

Versioni disponibili: SOSPENSIONE / PIANTANA TERRA / INDOOR  
*Available versions: PENDANT / FLOOR LAMP / INDOOR*

# CELL

design matteo ugolini



Struttura in acciaio inox, paralume in metacrilato (PMMA) bianco.  
*Structure in stainless steel, shade in white methacrylate (PMMA).*



**M615-EXT** (bianco/white)  
**HP615 DM EXT** (bronzo/bronze)  
lampada da terra / floor lamp  
cm ø 55 h. 88  
1 x max 23W E27  
IP65



**M612-EXT** (bianco/white)  
**CT612 AM EXT** (bronzo/bronze)  
lampada da terra / floor lamp  
cm ø 57 h. 62  
1 x max 23W E27  
IP65



**M613-EXT** (bianco/white)  
**HP613 BM EXT** (bronzo/bronze)  
lampada da terra / floor lamp  
cm ø 84 h. 89  
1 x max 23W E27  
IP65

Versioni disponibili:  
SOSPENSIONE / PIANTANA TERRA / INDOOR  
Available versions:  
PENDANT / FLOOR LAMP / INDOOR

**CELL**  
design  
matteo ugolini



**CELL**  
design  
matteo ugolini



Struttura in acciaio inox, paralume in metacrilato (PMMA) bianco.  
*Structure in stainless steel, shade in white methacrylate (PMMA).*



**SE615-EXT** (bianco/white)  
**SE615 DM EXT** (bronzo/bronze)  
sospensione / pendant  
cm ø 55 h. 88  
1 x max 23W E27  
IP65



**SE612-EXT** (bianco/white)  
**SE612 AM EXT** (bronzo/bronze)  
sospensione / pendant  
cm ø 57 h. 59  
1 x max 23W E27  
IP65



**SE613-EXT** (bianco/white)  
**SE613 BM EXT** (bronzo/bronze)  
sospensione / pendant  
cm ø 84 h. 87  
1 x max 23W E27  
IP65

Versioni disponibili:  
SOSPENSIONE / PIANTANA TERRA / INDOOR  
Available versions:  
PENDANT / FLOOR LAMP / INDOOR

# DIES NOX

design laura alesi & silvia braconi



Struttura in vetro.  
Structure in glass.



**SE124 1T EXT** (trasparente/clear)  
**SE124 2N EXT** (tabacco/tobacco)  
sospensione / pendant  
cm ø 12 l. 36  
11W LED, lumen 1060  
3000K - dimmerabile/dimmable  
IP44

Versioni disponibili: SOSPENSIONE / INDOOR  
Available versions: PENDANT / INDOOR

# DON'T TOUCH

## Don't Touch

design matteo ugolini

Struttura in tecnopolimero grigio opaco,  
bacchette in PVC bianco opaco.  
*Structure in matt grey techno-polymer, sticks in  
matt white PVC.*



**HP153 AB EXT (3000K)**  
**HP153 BB EXT (2700K)**  
lampada da terra / floor lamp  
Ø42 x h 108 cm  
LED module 1x29W, 2600 lm  
CRI ≥ 80 - IP67


Versioni disponibili: PIANTANA TERRA / INDOOR  
Available versions: FLOOR LAMP / INDOOR

**DON'T TOUCH**

design  
matteo ugolini



Struttura in tecnopolimero grigio opaco,  
bacchette in PVC bianco opaco.  
*Structure in matt grey techno-polymer, sticks in  
matt white PVC.*



**HP153 AB EXT** (3000K)  
**HP153 BB EXT** (2700K)  
lampada da terra / floor lamp  
Ø42 x h 108 cm  
LED module 1x29W, 2600 lm  
CRI ≥ 80 - IP67

Versioni disponibili: PIANTANA TERRA / INDOOR  
*Available versions: FLOOR LAMP / INDOOR*

# GINGER

design edmondo testaguzza



Struttura in vetro trasparente.  
Structure in clear glass.



**SE116 2A EXT**  
(paglierino/pale yellow)  
**SE116 2F EXT** (fumé/smoked)  
sospensione / pendant  
cm ø 27 h. 26  
1 x max 52W E27  
IP44



**SE116 1A EXT**  
(paglierino/pale yellow)  
**SE116 1F EXT** (fumé/smoked)  
sospensione / pendant  
cm ø 30 h. 20  
1 x max 52W E27  
IP44



**SE116 3A EXT**  
(paglierino/pale yellow)  
**SE116 3F EXT** (fumé/smoked)  
sospensione / pendant  
cm ø 30 h. 37  
1 x max 52W E27  
IP44



**SE116 5A EXT**  
(paglierino/pale yellow)  
**SE116 5F EXT** (fumé/smoked)  
sospensione / pendant  
cm ø 27 h. 26  
1 x max 52W E27  
IP44



**SE116 4A EXT**  
(paglierino/pale yellow)  
**SE116 4F EXT** (fumé/smoked)  
sospensione / pendant  
cm ø 30 h. 20  
1 x max 52W E27  
IP44



**SE116 6A EXT**  
(paglierino/pale yellow)  
**SE116 6F EXT** (fumé/smoked)  
sospensione / pendant  
cm ø 30 h. 37  
1 x max 52W E27  
IP44

Versioni disponibili: SOSPENSIONE / INDOOR  
Available versions: PENDANT / INDOOR





# GONZAGA

design  
luca de bona, dario de meo  
& matteo ugolini

Struttura in alluminio.  
Structure in aluminium.

**SE185 GD EXT** (bianco/white)  
**SE185 GC EXT** (nero/black)  
**SE185 DD EXT** (ottone/brass)  
sospensione / pendant  
cm Ø42 h 8  
LED 13W 1200 lumen  
2700K CRI ≥ 80

**SE185 FD EXT** (bianco/white)  
**SE185 FC EXT** (nero/black)  
**SE185 DC EXT** (ottone/brass)  
sospensione / pendant  
cm Ø42 h 8  
LED 13W 1200 lumen  
3000K CRI ≥ 80


**SE185 ED EXT** (bianco/white)  
**SE185 EC EXT** (nero/black)  
**SE185 CD EXT** (ottone/brass)  
sospensione / pendant  
cm Ø59 h 8  
LED 13W 1200 lumen  
2700K CRI ≥ 80

**SE185 BD EXT** (bianco/white)  
**SE185 BC EXT** (nero/black)  
**SE185 CC EXT** (ottone/brass)  
sospensione / pendant  
cm Ø59 h 8  
LED 13W 1200 lumen  
3000K CRI ≥ 80

Versioni disponibili: SOSPENSIONE / INDOOR  
Available versions: PENDANT / INDOOR

# KIMONO

design matteo ugolini



Struttura in vetroresina bianco.  
Structure in white fiberglass.

**SE636V-EXT**  
sospensione  
pendant  
cm ø 40 h. 85  
1 x max 23W E27  
IP65

Versioni disponibili: SOSPENSIONE / INDOOR  
Available versions: PENDANT / INDOOR



**KIMONO**  
design matteo ugolini

Struttura in vetroresina bianco.  
Structure in white fiberglass.



**SE635V-EXT**  
sospensione  
pendant  
cm ø 50 h. 70  
1 x max 23W E27  
IP65

Versioni disponibili: SOSPENSIONE / INDOOR  
Available versions: PENDANT / INDOOR

# MOBY DICK

design matteo ugolini

Struttura in vetroresina, finitura esterna liscia, interna naturale.  
Structure in fiberglass, smooth outer finishing, rough inner finishing.



## SE646P-EXT

sospensione  
pendant  
cm 90x30 h. 30  
1 x max 20W E27  
IP44



## SE647G-EXT

sospensione  
pendant  
cm 150x55 h. 55  
1 x max 20W E27  
IP44

Versioni disponibili:  
APPLIQUE / SOSPENSIONE / INDOOR  
Available versions:  
WALL LAMP / PENDANT / INDOOR

# N I



# L O

## Nilo

design matteo ugolini

Un caldo pomeriggio di mezza estate, Sassocorvaro uno dei tanti magici borghi italiani e il suo fiume. Risveglio di rumori, profumi, grida felici e di quelle spensierate giornate passate con gli amici a giocare tra lo scorrere dell'acqua e quelle buffe e tanto decorative piante acquatiche.

*A warm mid-summer afternoon in Sassocorvaro – one of the many magical Italian villages – and its river. The awakening of sounds, scents, happy shouts and carefree days spent playing with friends, between the running water and those funny ornamental water plants.*



**NILO**  
design  
matteo ugolini

Struttura in alluminio nero opaco e diffusore in resina bianco opaco.  
*Structure in matt black aluminium and shade in matt white resin.*

**HP211DN EXT** (118 cm)  
**HP211EN EXT** (150 cm)  
**HP211FN EXT** (220 cm)  
piantana / floor lamp  
3,2W 2700K  
410 lumen, 350mA


picchetto / stake  
IP65



Struttura in alluminio nero opaco e diffusore in resina bianco opaco.  
*Structure in matt black aluminium and shade in matt white resin.*

**HP211AN EXT** (118 cm)  
**HP211BN EXT** (150 cm)  
**HP211CN EXT** (220 cm)  
piantana / floor lamp  
3,2W 2700K  
410 lumen, 350mA

attacco a terra  
*ground fastening accessory*  
IP65



NILO  
design  
matteo ugolini



Struttura in alluminio nero opaco  
e diffusore in resina bianco opaco.  
Structure in matt black aluminium  
and shade in matt white resin.



**AP211PN EXT**  
applique / wall lamp  
cm 64 x 9  
3,2W 2700K  
410 lumen, 350mA  
IP44



# OTTAVO

design matteo ugolini

È il nano che mancava. L'Ottavo. Quello che porterà luce ovunque tu voglia, sia all'interno che all'esterno, riempiendo di simpatia e ironia le situazioni che ti circondano.

*It's the missing dwarf. Number Eight. The one that will bring light anywhere you might want it, both indoors and outdoors, filling the situations that surround you full to the brim with fun and irony.*



Struttura in tecnopolimero bianco.  
Structure in white techno-polymer.



**HP155 AB EXT**  
lampada da terra / floor lamp  
cm Ø23,5 x h 65,5  
1 x max 5W LED GU10 - IP55

Versioni disponibili: PIANTANA TERRA / INDOOR  
Available versions: FLOOR LAMP / INDOOR





# PIRLA

design stefano bizzarri & claudio cinti



Struttura in resina bianca opaca.  
Structure in matt white resin.



**HP215 GB EXT**  
lampada da terra / floor lamp  
cm 55 x 45 Ø  
3 x max 28W E27  
IP65

# PLANCTON

design matteo ugolini



Struttura in vetroresina con bordi sfrangiati.  
Structure in fiberglass with unfinished borders.



**SE648/1PB-EXT**  
sospensione / pendant  
cm ø 45 h. 25  
1 x max 20W E27  
IP44



**SE649/1GB-EXT**  
sospensione / pendant  
cm ø 75 h. 40  
1 x max 20W E27  
IP44

Versioni disponibili: SOSPENSIONE / INDOOR  
Available versions: PENDANT / INDOOR

# SETTENANI COLLECTION

design matteo ugolini

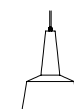
Struttura in cemento grigio tortora.  
Structure in dove grey concrete.



**SE686N6-EXT (PISOLO)**  
sospensione / pendant  
cm ø 23 h. 20  
16,6W, 1250 lumen CRI > 90  
3200K  
dimmerabile / dimmable  
IP65



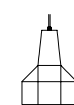
**SE685N5-EXT (MAMMOLO)**  
sospensione / pendant  
cm ø 24 h. 23  
16,6W, 1250 lumen CRI > 90  
3200K  
dimmerabile / dimmable  
IP65



**SE681N1-EXT (EOLO)**  
sospensione / pendant  
cm ø 24 h. 34  
16,6W, 1250 lumen CRI > 90  
3200K  
dimmerabile / dimmable  
IP65



**SE687N7-EXT (GONGOLO)**  
sospensione / pendant  
cm ø 26 h. 14  
16,6W, 1250 lumen CRI > 90  
3200K  
dimmerabile / dimmable  
IP65



**SE683N3-EXT (BRONTOLO)**  
sospensione / pendant  
cm ø 26 h. 36  
16,6W, 1250 lumen CRI > 90  
3200K  
dimmerabile / dimmable  
IP65

Versioni disponibili: SOSPENSIONE / INDOOR  
Available versions: PENDANT / INDOOR

# TOBIA

design matteo ugolini

Struttura in tecnopolimero bianco.  
Structure in white techno-polymer.



**HP145 1F EXT**  
piantana  
floor lamp  
cm b.36 x p.8 x h.165  
13W LED, 1430 lumen  
3000K - IP65



**HP145 2P EXT**  
piantana  
floor lamp  
cm b.36 x p.8 x h.165  
13W LED, 1430 lumen  
3000K - IP65



**HP145 3R EXT**  
piantana  
floor lamp  
cm b.46 x p.12 x h.165  
13W LED, 1430 lumen  
3000K - IP65

Versioni disponibili: PIANTANA TERRA / INDOOR  
Available versions: FLOOR LAMP / INDOOR

**TOBIA**  
design  
matteo ugolini



# ULULÌ ULULÀ

design matteo ugolini



Struttura in vetroresina con inserti in pizzo.  
Structure in fiberglass with lace inserts.




**M648PB-EXT (ULULÌ)**  
lampada da terra / floor lamp  
cm ø 45  
1 x max 70W E27 - IP65



**M649GB-EXT (ULULÀ)**  
lampada da terra / floor lamp  
cm ø 75  
1 x max 105W E27 - IP65



Struttura in vetroresina con inserti in pizzo.  
Structure in fiberglass with lace inserts.



**SE648PB-EXT (ULULÌ)**  
sospensione / pendant  
cm ø 45  
1 x max 70W E27 - IP65



**SE649GB-EXT (ULULÀ)**  
sospensione / pendant  
cm ø 75  
1 x max 105W E27 - IP65

Versioni disponibili: SOSPENSIONE / PIANTANA TERRA / INDOOR  
Available versions: PENDANT / FLOOR LAMP / INDOOR



*Concept:* matteo ugolini / adv media lab

*Photo:* factory snc / oddo boni / studio leon

*Layout:* adv media lab

*Print:* arti grafiche stibu





© KARMAN 2021

**Karman** srl

via Grandi, 10/s

61034 Fossombrone PU - Italy

phone +39 0721 715042 r.a.

info@karmanitalia.it

www.karmanitalia.it

