

oda

by Sebastian Herkner
TABLE AND FLOOR LIGHTS



A slender base hugs a bulbous form. An industrial motif softened by the gentle curves of handblown glass. The oda series of table and floor lights reference the stilted forms of silos, furnaces and water towers of a bygone age. A warm glow brings this industrially charged aesthetic into a softer interior setting.

YEAR OF DESIGN
2014

MATERIAL
handblown glass, coloured and steel

DIMENSIONS (mm)
ODA SMALL
Ø240 × 450 H
ODA MEDIUM
Ø450 × 850 H
IN BETWEEN
Ø450 × 1120 H
ODA BIG
Ø450 × 1400 H

COLOURS + ART. NR



SHADE	amber	aubergine	aubergine	moonlight white	moonlight white
BASE	black	black	brass	black	white
SMALL	3060AB	3060AUBB	3060AUBBR	3060MLB	3060MLW
MEDIUM	3030AB	3030AUBB	3030AUBBR	3030MLB	3030MLW
IN BETWEEN	3040AB	3040AUBB	3040AUBBR	3040MLB	3040MLW
BIG	3050AB	3050AUBB	3050AUBBR	3050MLB	3050MLW



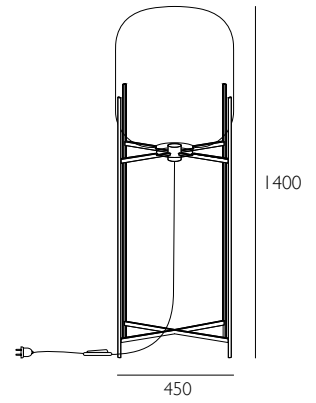
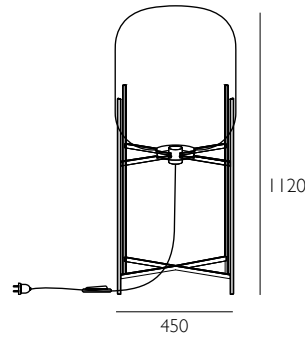
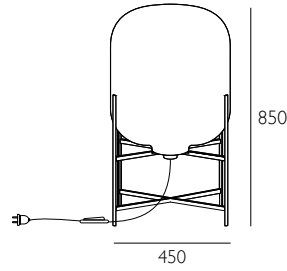
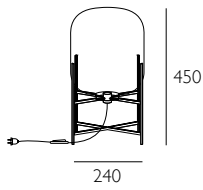
SHADE	smoky grey	smoky grey	smoky grey acetato	smoky grey acetato	white
BASE	black	brass	black	brass	black
SMALL	3060GB	3060GBR	3060GACB	3060GACBR	3060WB
MEDIUM	3030GB	3030GBR	3030GACB	3030GACBR	3030WB
IN BETWEEN	3040GB	3040GBR	3040GACB	3040GACBR	3040WB
BIG	3050GB	3050GBR	3050GACB	3050GACBR	3050WB



SHADE	white	steel grey	steel grey
BASE	white	black	brass
SMALL	3060WW	3060SGB	3060SGBR
MEDIUM	3030WW	3030SGB	3030SGBR
IN BETWEEN	3040WW	3040SGB	3040SGBR
BIG	3050WW	3050SGB	3050SGBR

PRODUCT CHARACTERISTICS
Each piece is created from coloured handblown glass. The frame is constructed in either steel; powder coated or chrome plated, or brass. Bubbles, streaks and other variations in size and colour are part of the production process, and not defects of the design or production.

ASSEMBLY REQUIRED
Yes.



oda small

TABLE LIGHT

BASE

steel, half-round tube Ø8 mm,
powder coated, chrome plated or brass

SHADE

handblown glass, coloured

CABLE

textile, 3000 mm with hand switch
and Euro-plug

DIMENSIONS (mm)

Ø240 × 450 H

LIGHT SOURCE

Bulb: LED filament
Bulb fitting: E14 240 Volt
Dimensions (mm): Ø39 × 103 H
Power consumption: 1 Watt
Voltage (V): 220–240; 50/60 Hz
Lifetime: 30 000 h
Radiation angle: 360°
Colour temperature: 2500 K
Lumen: 105 lm
Finish: warm white



UL Version
LED Filament fully dimmable
2.5W/120V
E12, 2200 K

oda medium

FLOOR LIGHT

BASE

steel, half-round tube Ø16 mm,
powder coated, chrome plated or brass

SHADE

handblown glass, coloured

CABLE

textile, 4000 mm with foot switch
and Euro-plug

DIMENSIONS (mm)

Ø450 × 850 H

LIGHT SOURCE

Bulb: LED filament dimmable
Bulb fitting: E27 240 Volt
Dimensions (mm): Ø64 × 142 H
Power consumption: 2 Watt
Voltage (V): 220–240; 50/60 Hz
Lifetime: 30 000 h
Radiation angle: 360°
Colour temperature: 2100 K
Lumen: 250 lm
Finish: warm white



UL Version
LED Filament fully dimmable
7W/120V
E26, 2200 K

oda in between

FLOOR LIGHT

BASE

steel, half-round tube Ø16 mm,
powder coated, chrome plated or brass

SHADE

handblown glass, coloured

CABLE

textile, 4000 mm with foot switch
and Euro-plug

DIMENSIONS (mm)

Ø450 × 1120 H

LIGHT SOURCE

Bulb: LED filament dimmable
Bulb fitting: E27 240 Volt
Dimensions (mm): Ø64 × 142 H
Power consumption: 2 Watt
Voltage (V): 220–240; 50/60 Hz
Lifetime: 30 000 h
Radiation angle: 360°
Colour temperature: 2100 K
Lumen: 250 lm
Finish: warm white



UL Version
LED Filament fully dimmable
8.5W/120V
fully dimmable E26, 2700 K

oda big

FLOOR LIGHT

BASE

steel, half-round tube Ø16 mm,
powder coated, chrome plated or brass

SHADE

handblown glass, coloured

CABLE

textile, 4000 mm with foot switch
and Euro-plug

DIMENSIONS (mm)

Ø450 × 1400 H

LIGHT SOURCE

Bulb: LED filament dimmable
Bulb fitting: E27 240 Volt
Dimensions (mm): Ø64 × 142 H
Power consumption: 2 Watt
Voltage (V): 220–240; 50/60 Hz
Lifetime: 30 000 h
Radiation angle: 360°
Colour temperature: 2100 K
Lumen: 250 lm
Finish: warm white



UL Version
LED Filament fully dimmable
8.5W/120V
fully dimmable E26, 2700 K

CARE INSTRUCTIONS

Regular cleaning and maintenance is important in order to keep your pulpo product looking its best and to prolong its life. Always remove any kind of dirt as soon as possible. We recommend that you first test a small, invisible area to ensure that no colour change or damage arises to the product. Do not use materials for maintenance that contain abrasive agents or are basic, acid or organic.

METAL CLEANING

STEEL POWDER COATED, STEEL CHROME PLATED AND BRASS

For dusting and light cleaning of the base, use a soft and dry cloth. For further cleaning, gently wipe the surface with a soft cloth wrung in clean water and a neutral detergent or soap flakes of good quality. Dry immediately afterwards with a soft, dry and clean cloth. For the best maintenance of the product, care for it regularly, protect it against direct sunlight and heat, and try to keep it away from moisture, grease, and other dirt. Furthermore, protect the surfaces against sharp objects and other that might scratch. Please note that brass may develop a patina over time. The darkening of the surface is due to oxidation. If left untreated, the surface will eventually turn entirely darker.

GLASS CLEANING

For dusting and light cleaning of glass use a soft, dry cloth. For further cleaning gently wipe the surface with a soft cloth wrung in clean water and a non-abrasive commercial glass cleaner. Dry immediately afterwards with a soft, dry and clean cloth. Please note that bubbles, streaks and other variations in size and colour are part of the production process, and not defects of the design or production of handmade glass.