

# cactus

by Mickaël Koska  
FLOOR LIGHT



The symmetry of tall grown, succulent ensembles inspired French designer Mickaël Koska to form an illuminating sculpture for living spaces. His work with cactus underlines what he calls „to give life to surprising natural creations“, preferring simple lines and focus on the essential.

## YEAR OF DESIGN

2020

## MATERIAL

borosilicate glass and steel

## DIMENSIONS (mm)

SMALL

200 W × 630 H

BIG

300 W × 1000 H


## PRODUCT CHARACTERISTICS

Each piece is made of borosilicate glass and the centrepiece is from aluminium.

## ASSEMBLY REQUIRED

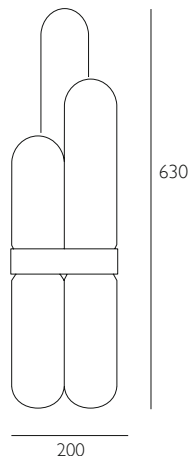
Yes.

## COLOURS + ART. NR



SHADE	transparent	transparent	smoky grey	smoky grey
CENTREPIECE	black	brass	black	brass
SMALL	8200TB	8200TBR	8200GB	8200GBR
BIG	8201TB	8201TBR	8201GB	8201GBR

## cactus small FLOOR LIGHT



### CENTREPIECE

steel

### SHADES

borosilicate glass

### CABLE

4000 mm, with dimmer and Euro plug

### DIMENSIONS (mm)

200 W × 630 H

### LIGHT SOURCE

LED band

Power consumption: 16W

Voltage (V): 220–240; 50/60 Hz

Lifetime: 20 000 h

Radiation angle: 360°

Colour temperature: 2700 K

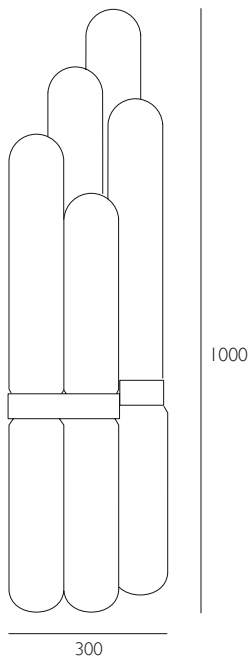
Lumen: 1600 lm

Energy class: A++

Finish: warm white



## cactus big FLOOR LIGHT



### CENTREPIECE

steel

### SHADES

borosilicate glass

### CABLE

4000 mm, with dimmer and Euro plug

### DIMENSIONS (mm)

300 W × 1000 H

### LIGHT SOURCE

LED band

Power consumption: 16W

Voltage (V): 220–240; 50/60 Hz

Lifetime: 20 000 h

Radiation angle: 360°

Colour temperature: 2700 K

Lumen: 1600 lm

Energy class: A++

Finish: warm to cold



### CARE INSTRUCTIONS

Regular cleaning and maintenance is important in order to keep your pulpo product looking its best and to prolong its life. Always remove any kind of dirt as soon as possible. We recommend that you first test a small, invisible area to ensure that no colour change or damage arises to the product. Do not use materials for maintenance that contain abrasive agents or are basic, acid or organic.

### METAL CLEANING

#### STEEL POWDER COATED

For dusting and light cleaning of the base, use a soft and dry cloth. For further cleaning, gently wipe the surface with a soft cloth wrung in clean water and a neutral detergent or soap flakes of good quality. Dry immediately afterwards with a soft, dry and clean cloth. For the best maintenance of the product, care for it regularly, protect it against direct sunlight and heat, and try to keep it away from moisture, grease, and other dirt. Furthermore, protect the surfaces against sharp objects and other that might scratch.

### GLASS CLEANING

For dusting and light cleaning of glass use a soft, dry cloth. For further cleaning gently wipe the surface with a soft cloth wrung in clean water and a non-abrasive commercial glass cleaner. Dry immediately afterwards with a soft, dry and clean cloth. Please note that bubbles, streaks and other variations in size and colour are part of the production process, and not defects of the design or production of handmade glass.