


kokeshi

Kai Linke
FLOOR LIGHTS



Designer Kai Linke, who has a high affinity towards Japan, illuminates the traditional kokeshi dolls and their lean, oval shape. The stylised versions of the carved originals have a ceramic torso, the carefully crafted, hand-blown glass head radiates in white or a dim grey.

YEAR OF DESIGN
2020

MATERIAL
glass and ceramic

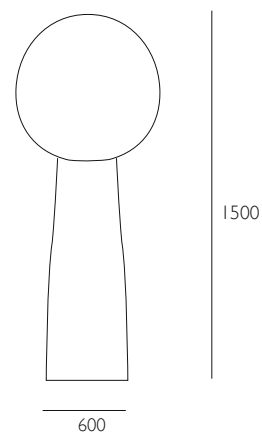
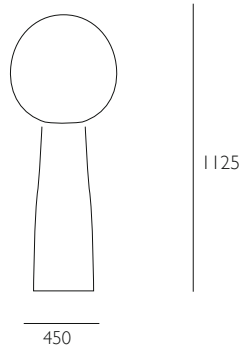
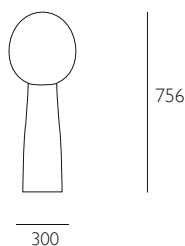
COLOURS + ART. NR

| | | | |
|--------|---------------|---------------|---------------|
| | | | |
| SHADE | white acetato | grey acetato | white acetato |
| BASE | white | white | grey |
| SMALL | 8500WW | 8500GW | 8500WG |
| MEDIUM | 8501WW | 8501GW | 8501WG |
| HIGH | 8502WW | 8502GW | 8502WG |
| | | | |
| SHADE | grey acetato | white acetato | grey acetato |
| BASE | grey | terracotta | terracotta |
| SMALL | 8500GG | 8500WTER | 8500GTER |
| MEDIUM | 8501GG | 8501WTER | 8501GTER |
| HIGH | 8502GG | 8502WTER | 8502GTER |

DIMENSIONS (mm)
SMALL
Ø 300 × 756 H
MEDIUM
Ø 450 × 1125 H
HIGH
Ø 600 × 1500 H

PRODUCT CHARACTERISTICS
Each piece is created from frosted and coloured handblown glass. The base is produced in ceramic and a glossy glaze.

ASSEMBLY REQUIRED
Yes.



kokeshi small FLOOR LIGHT

BASE

ceramic

SHADE

glass

CABLE

4000 mm with foot switch and Euro-plug

DIMENSIONS (mm)

Ø 300 × 756 H

LIGHT SOURCE

Bulb: LED

Bulb fitting: E27

Dimensions (mm): Ø 80 × 120 H

Power consumption: 7 Watt

Voltage (V): 220–240 V; 50/60 Hz

Lifetime: 30 000 h

Radiation angle: 360°

Colour temperature: 2700 K

Lumen: 806 lm

ES: A++

Finish: warm white



kokeshi medium FLOOR LIGHT

BASE

ceramic

SHADE

glass

CABLE

4000 mm with foot switch and Euro-plug

DIMENSIONS (mm)

Ø 450 × 1125 H

LIGHT SOURCE

Bulb: LED

Bulb fitting: E27

Dimensions (mm): Ø 125 × 170 H

Power consumption: 7 Watt

Voltage (V): 220–240; 50/60 Hz

Lifetime: 30 000 h

Radiation angle: 360°

Colour temperature: 2700 K

Lumen: 806 lm

ES: A++

Finish: warm white



kokeshi high FLOOR LIGHT

BASE

ceramic

SHADE

glass

CABLE

4000 mm with foot switch and Euro-plug

DIMENSIONS (mm)

Ø 600 × 1500 H

LIGHT SOURCE

Bulb: LED

Bulb fitting: E27

Dimensions (mm): Ø 80 × 120 H

Power consumption: 7 Watt

Voltage (V): 220–240 V; 50/60 Hz

Lifetime: 30 000 h

Radiation angle: 360°

Colour temperature: 2700 K

Lumen: 806 lm

ES: A++

Finish: warm white



CARE INSTRUCTIONS

Regular cleaning and maintenance is important in order to keep your pulpo product looking its best and to prolong its life. Always remove any kind of dirt as soon as possible. We recommend that you first test a small, invisible area to ensure that no colour change or damage arises to the product. Do not use materials for maintenance that contain abrasive agents or are basic, acid or organic.

GLASS CLEANING

For dusting and light cleaning of glass use a soft, dry cloth. For further cleaning gently wipe the surface with a soft cloth wrung in clean water and a non-abrasive commercial glass cleaner. Dry immediately afterwards with a soft, dry and clean cloth. Please note that bubbles, streaks and other variations in size and colour are part of the production process, and not defects of the design or production of handmade glass.

CERAMIC CLEANING

For dusting and light cleaning of ceramic use a soft, dry cloth. For further cleaning gently wipe the surface with a soft cloth wrung in clean warm water. Dry immediately afterwards with a soft, dry and clean cloth.