

# FUJI WALL LAMP — 2022

KRISTIAN SOFUS HANSEN & TOMMY HYLDAHL

## YEAR

2022

## ENVIRONMENT

Indoor

## CATEGORY

Lighting

## MADE IN

China

## MATERIAL

Lampshade is made of aluminium, bulb made of opal glass.

## CARE

Follow care instruction on [norr11.com/professionals](http://norr11.com/professionals)

## WEIGHT

### Fuji Wall Lamp Small

Net Weight: 1,1 kg

Gross Weight: 1,8 kg

### Fuji Wall Lamp Large

Net Weight: 5,8 kg

Gross Weight: 8,0 kg

## PACKAGING DIMENSIONS

### Fuji Wall Lamp Small

W 41 cm / D 41 cm / H 19 cm

### Fuji Wall Lamp Large

W 73 cm / D 73 cm / H 27 cm

## SPECIFICATIONS

Socket: E14

Cord length: 200 cm


Cord colour: Black

Watt: LED 5-8W


Plug: Included



The design of the Fuji lampshade is inspired by Japan's Mount Fuji. Characterised by an exceptionally symmetrical cone with a flat slope shape, Mount Fuji has inspired artists and poets for centuries. The lampshade combines opal glass with soft organic forms to create a warm and translucent light, embracing the undulating curved shape of the metal disc.



SMALL

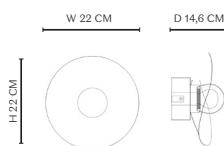


LARGE

## DIMENSIONS

### Fuji Wall Lamp Small

W 22 CM / D 14,6 CM / H 22 cm



### Fuji Wall Lamp Large

W 60 cm / D 19,3 cm / H 60 cm

