
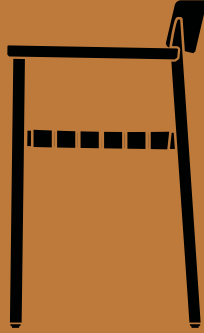
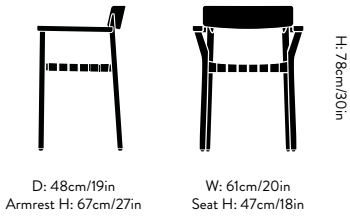


Betty ^{TK9}
Thau & Kallio
2024





Betty^{TK9} Thau & Kallio 2024

Product description

Armchair

Environment

Indoor

Material
Lacquered or Oiled solid wood and formpressed veneer with natural linen and PP (Polypropylene) webbing.

Production process
The chair is made from solid wood and formpressed veneer.

Gliders
Wagner QuickClick felt fliders with interchangeable plastic inserts are installed as standard.

Dimensions
H: 78cm / 30in, W: 61cm / 20in, D: 48cm / 19in
Seating D: 42cm / 16.5in. Armrest H: 67cm / 27in

Packaging dimensions
H: 90cm / 35in, W: 50cm / 19in,
D: 62.5cm / 24in

Colli quantity
1 (2 pcs)

Stacking quantity
8 pcs

Weight
Product: 5 kg
Incl. packaging: 11.2 kg


Country of origin
Latvia

Strength, durability and safety testing
The chair is tested for strength, durability and safety according to EN 16139 Level 2 - Extreme use


Cleaning instructions
Please download our Material Care & Cleaning instructions through www.andtradition.com

→ Stock items

Black Lacquered ash w. Black webbing
Black Lacquered ash w. Natural webbing
Lacquered oak w. Natural webbing
Smoked oak w. Natural webbing



→ Black
Lacquered ash w.
Black webbing



→ Black
Lacquered ash w.
Natural webbing

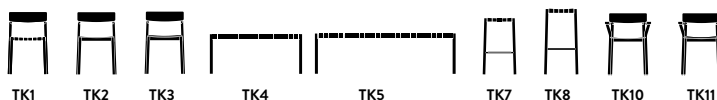


→ Oak
Lacquered oak w.
Natural webbing

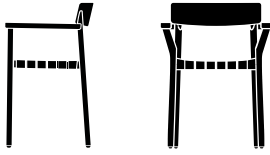


→ Smoked Oak
Oiled oak w.
Natural webbing

Related products



&Tradition[®]



TK9

Recycling & Disassembly

Betty^{TK9}

RECYCLING

The Betty chair is built to last, and we hope that your Betty will serve you for many years. The chair is made from solid wood and wood veneer, and can be easily separated from its base.

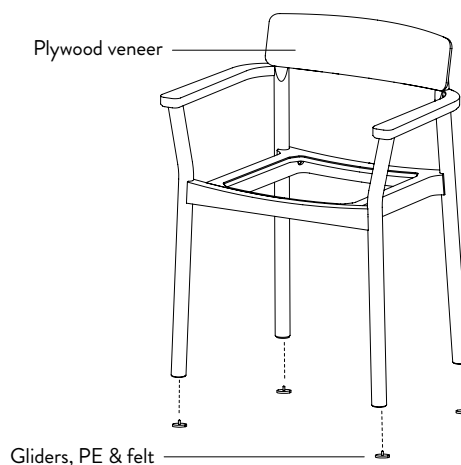
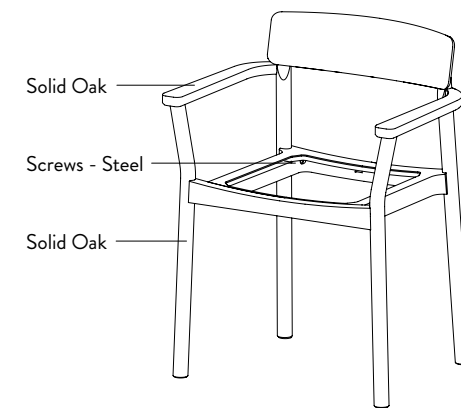
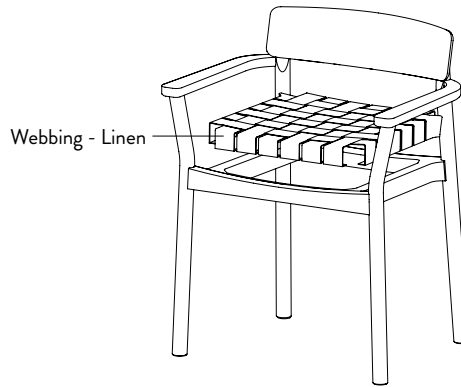
All metal and wooden parts can be separated and delivered to a suitable recycling station.

SPARE PARTS

To purchase spare parts for your Betty chair, please write to our sales support team at info@andtradition.com with your query.

5 YEAR WARRANTY

&Tradition provides a 5-year warranty with every Betty chair, which covers faults which were present at the time of purchase, or which have occurred as a result of a manufacturing defect. The warranty is valid from the date stated on the original invoice.



DISASSEMBLY

1. To disassemble the Betty chair first remove the webbing from the seat.

2. Unscrew the bolts located inside the frame of the seat. This can be done with a socket wrench.

3. Remove the gliders.